



Horseheads Central School District

Golden Star Gazette

February 2019

Gardner Road Elementary School

541 Gardner Road, Horseheads, New York 14845 (607) 739 – 6347

ppatterson@horseheadsdistrict.com



Dear Gardner Road Families –

Half way through the school year and we ended it in a fury with a Polar Vortex. Now that we have that behind us get ready for the February Blast. Why? There are lots of exciting things happening this month and the second half of the school year at Gardner Road. In February, we will celebrate Valentine's Day, the 100th day of school and the PTO will host a Swim Night. The PTO meeting for the month will return back to Gardner Road as the construction comes to an end.

March brings us our annual talent show. Details will come home soon to sign up. Also, be on the lookout for a new opportunity for our students to participate in. Information about our Inaugural Marketplace and Innovation Fair will be coming home soon. This event will take place during our Spring Carnival. We look forward to seeing our Golden Stars participating in this event!

Please help me in welcoming Ms. Henry to our school as our new 4th grade teacher. She will be starting on February 7th to replace Mrs. Bostwick. Ms. Henry has already enjoyed a day with her students this past week. She is very familiar with Gardner Road as she previously taught in our school. Welcome back Ms. Henry.

Our new parking lot patterns are now becoming familiar. Thank you to everyone in helping keep our kids safe during drop off and pick up. Our staff have intentionally left the parking spaces vacant in the parent loop so parents can use these spaces during drop-off and pick-up. Also, a friendly reminder that during morning drop off, 4-5 cars may unload at once. Please help your child become independent on exiting your vehicle on the passenger side so they exit directly onto the sidewalk. Thank you!

We look forward to seeing you throughout the school year at Gardner Road. Please contact me if you need anything, have any questions or would just like to chat about our school/your child. To keep up to date with all of the happenings at our school, follow our [Facebook](#) and [Twitter](#) pages.

Your Partner in Education,

Patrick Patterson - Principal



Inside the Gazette:

Page 2:

Main Office Updates

Page 3:

January Snapshots

Page 4:

Character Corner, Conflict vs, Bullying, & School Mission & Vision

Included in the Online Newsletter:

Lunch Menu

February Calendar

Report to Parents: Fight Flu & Germs

Digital Citizenship Newsletter

PTO News



GENERAL INFORMATION:

Gardner Road School Hours

8:00 a.m. to 2:25 p.m.

Tardy Bell – 8:15 AM

Gardner Road Office Hours

7:30 a.m. to 3:30 p.m.

Elementary Lunches (K-6)

Breakfast: \$ 1.25 Lunch \$ 2.10

Moishe's Quote of the Month:

Create something that will make the world awesome! – Kid President

Gardner Road Main Office Updates:



Class Placements for the 2019-2020 School Year:

In the near future we will begin to look at classroom placements for the year 2019 – 2020. We use a team approach for class placements and it is a long process. As you might imagine, we must take many things into consideration when making placements. We welcome your input on the learning environment your child learns best with in and you are welcome to share this in a letter to me. Please do not include in your letter a request for a certain teacher as we do not honor these requests. Please know that we do value parent input and if you have any information about your child you want us to consider during placement, please put it in writing and drop it off to the main office by Friday, May 3, 2019.

Recess:

Students will be going outside for recess as the weather becomes colder (20 degrees wind-chill and warmer) Please make sure that your child has a warm coat, a hat and gloves/mittens so they can stay warm as they play.

Spring New York Assessment Dates (Grades 3 & 4):

English Language Arts: April 3rd & 4th

Math: May 1st & 2nd

Grade 4 Science Performance: May 22nd

Grade 4 Science Written: June 3rd

4th Graders to Intermediate School Open House & Class Placements

4th grade families are invited to attend the Intermediate School's Parent Presentation on March 25th at 6pm in the Middle School cafeteria. There will be a brief presentation for 4th grade families and opportunities to take a self-guided tour around the school afterwards. More details will be coming home soon from the Intermediate School. The Intermediate School will soon be completing 2019-2020 classroom placements for students. They create class selections with the intent to achieve a mix of students by ability, gender, personality, and individual special needs. While they are unable to honor specific requests for teachers, we value your input from a parent's perspective. If you have specific information about your child's needs which should be taken into consideration or a specific previous personal experience, please put them in writing and send them to the Intermediate School by Friday, April 5th. The Intermediate School looks forward to working with you to ensure your child's academic success!



Scripps Spelling Bee:



Congratulations to all of the students in grades 2nd-4th that participated in our Scripps Spelling Bee. Nithik and Ibrahim finished in 1st and 2nd places respectively and will represent Gardner Road in March at the Regional Bee. Good luck boys! Pictured above are our top 5 spellers also including Daniel, Nathan and Dhruv.

Gently Used Sneaker Drive for Physical Education

Our gym class is looking for gently used sneakers. The collection of gently used sneakers will be used by our students as needed if they forget to bring them to school. If you are able to donate, please drop them off to Mr. Kirk in the gym-thank you!



January Snapshots:



Check out more photos, videos, artwork and events on our [Facebook](#) page!



"We Succeed Because The Stars Lead!"

February's character trait is:

Character Education

Trustworthiness

- Be honest and always tell the truth
- Be reliable and keep your word
- Be a true friend
- Do what is right even when it seems difficult
- Have courage

Character Matters
Horseheads Central School District



Horseheads Central School District's Mission & Vision:

Horseheads Central School District sets the standard of educational excellence by fostering innovative thinking, curiosity, and a passion for learning to maximize the potential of each individual. We engage with our local and global communities to provide a student-centered, nurturing environment.

EXPLORE

EMPOWER

EXCEL



Horseheads Central School District

Substitutes Needed:


The Horseheads Central School District is seeking applications for substitute teachers, nurses, bus drivers and substitute teaching assistants.

For information, please visit:


<http://www.horseheadsdistrict.com/subteach.html>

Human Resources Office: 739-5601, x4211

e-mail: hcsdinfo@horseheadsdistrict.com



**To report child abuse or neglect
call toll free
1-800-342-3720 or
ocfs.ny.gov/main/cps**




Thank you to the GRPTO for purchasing the book, *Word Collector*, for all students. Our classrooms will be celebrating the power of words. As a building we will collect and share our words in the main hallways. Please enjoy reading this book with your child!



The Horseheads Central School District offers educational programs without regard to race, color, national origin, creed, religion, marital status, military status, sex, sexual orientation, age, gender identity, predisposing genetic characteristic, or disability, and provides equal access to applicable groups under the Boy Scouts of America Equal Access Act. Inquiries regarding this policy may be made to Caitlin DeFilippo, Title IX/DASA Coordinator, and Co-Civil Rights Compliance Officer; Anthony Gill, Co-Civil Rights Compliance Officer; or Kelly Squires, Section 504 Coordinator, Horseheads Central School District, One Raider Lane, Horseheads, NY 14845, (607) 739-5601.

The Dignity Act Coordinator (DAC) for the Horseheads Central School District is Caitlin DeFilippo, director of Human Resources. If there is a complaint regarding discrimination, harassment or bullying of any student, the complaint should be filed with Caitlin DeFilippo at One Raider Lane, Horseheads, NY 14845; 607-739-5601, x4211, or cdefilippo@horseheadsdistrict.com. The Dignity Act Coordinator (DAC) for Gardner Road Elementary is Patrick Patterson. Complaints regarding discrimination, harassment, or bullying of any student should be referred to Patrick Patterson at (607) 739 – 6347.



***GARDNER ROAD PTO FEBRUARY 2019
NEWSLETTER***

***FEBRUARY FAMILY
FUN NIGHT***



The Gardner Road February family fun night will be held at the Horseheads High School Swimming Pool. The date of the event is February 15th. There is NO CHARGE for this event.

Like us on facebook Gardner Rd PTO

**February 12:
Principal Chat
5:30
PTO Meeting
6:00**

**February 18 & 19:
No School**

PTO BOARD:

President: Lita Mata
Vice President: Katie Easton
Treasurer: Courtney Bola
Secretary: Stacy Witzel

pto.gardnerroad@gmail.com

Report to PARENTS

Fight Flu and Germs

You've probably already heard it: the telltale sniffles of flu season, which peaks in January and February. Navigate flu and germ season with these tactics for prevention and care.

About the Vaccine

Though it's best to get vaccinated in the fall, it's not too late to get a flu shot at the start of winter. Everyone age six months and older can receive the vaccine, which is available as a shot or nasal spray. Children are at a higher risk for the flu, since their immune systems are developing. It's especially important to vaccinate children younger than 5 and those with chronic health conditions. Don't forget to get vaccinated yourself!

If you're not sure where to get a flu shot, ask your principal or school nurse for information on clinics or community agencies that may be providing flu shots.

If Your Child Is Sick

Children who can't keep their eyes open, even after having a normal night's sleep, may be coming down with something. Add an "achy" feeling and loss of appetite, and it's likely that the flu is on the way. If, before school, you think your child may be starting to get sick, alert the teacher and make sure an adult is available for pick-up in case your child needs to come home.

Children who are feverish, nauseated, or bone-tired can't learn well, and can spread their illness to others. So, keep them home. Before returning to school, your child needs to have gone without a fever or vomiting for at least 24 hours.

Talk to your child's teacher to find out the best way to make up missed work. Often, a child not quite well enough to return to class can complete assignments at home, making the workload easier to manage once he or she is back in school. Have your child make up the work as soon as possible.

Preventing the Spread of Germs

Keep your family healthy all winter long by practicing everyday disease prevention tactics.

Stress the importance of handwashing. Because germs are invisible, it's difficult for children to understand how dangerous a cough or sneeze can be. Be sure to stress

the importance of washing hands, using lots of soap and water, and scrubbing until there are bubbles—before meals and snacks, and after coughing, sneezing, or using a tissue. Many brands of liquid hand soap come in fun designs, scents, or colors, and letting children pick their own can be a fun way to encourage hand washing.



Use the "birthday song" method. Teach your child to wash his or her hands for as long as it takes to sing the entire "Happy Birthday" song.

Cough like Dracula. Children need to learn to always cover their mouths when they cough. Have your child cough into his or her sleeves, not hands, to prevent the spread of germs.

Keep hands away from eyes, nose, and mouth. Children sometimes absently put their fingers in their mouth or nose, or rub their eyes. Help

your child keep his or her hands away from "germy" areas—eyes, nose, and mouth.

Trash the tissues. Used tissues are full of germs. Teach your child to immediately put used tissues in the trash, and then wash his or her hands.

Set a healthy example. Model all these healthy behaviors—sneezing into your elbow, washing your hands frequently—and your child will follow suit.

Web Resources

Visit **Flu.gov** for the latest updates on this flu season.

For a round-up of germ prevention techniques, visit this **Centers for Disease Control** page.
www.cdc.gov/flu/protect/stopgerms.htm

This "Too Sick for School?" quiz from **Parents magazine** will help you decide whether your child should stay home.

www.parents.com/kids/too-sick-for-school/




Happy February to all you Digital Citizens out there!

Winter has definitely come to upstate New York. As we bundle up and brace against the cold, we hope that we won't have to shovel a lot more snow. If you are caught inside because of the unkind winter weather, take a moment to think back and reflect upon what you know about digital citizenship and the efforts you have made to learn how to become a better digital citizen this year.

GST BOCES has resources to help you on your digital journey. Visit our website at <http://dc.gstbooces.org> to see what is available to use for self-learning or teaching your children or students.

Also, we are running a Calendar Art Contest, follow the link below for more details.

 GST BOCES Digital Citizenship Initiative announces a ...

Digital Citizenship Calendar Art Contest

Entries should feature original artwork illustrating the safe use of the Internet and/or mobile devices.

All entries must be received electronically by March 1st. Full details at:

<http://go.gstric.org/art-contest>



Sign Up to receive this newsletter in your email inbox

Scan this QR code with your phone, or go to <http://go.gstbooces.org/dcnews-signup> in your browser.



REVIEW THE NINE COMPONENTS OF DIGITAL CITIZENSHIP

PROTECT

DIGITAL RIGHTS & RESPONSIBILITIES

DIGITAL SECURITY & DATA PRIVACY

DIGITAL LAW

RESPECT

DIGITAL ACCESS

DIGITAL ETIQUETTE

DIGITAL COMMUNICATION

EDUCATE

DIGITAL LITERACY

DIGITAL WELLNESS

DIGITAL COMMERCE

> WHICH COMPONENTS
DO YOU KNOW THE
MOST ABOUT?

> WHICH COMPONENTS
DO YOU NEED TO
LEARN MORE ABOUT?



#I AM A DIGITAL CITIZEN

Send comments, suggestions, and questions to [dc@gstboeces.org](mailto:dc@gstbooces.org)
Visit <http://dc.gstbooces.org> February 2019 - page 1 of 3

A QUICK VISUAL GUIDE TO DC RESOURCES FROM GST BOCES

1 OUR WEBSITE & BLOG



go to <http://dc.gstboces.org>

2 OUR NEWSLETTERS



go to <http://go.gstric.org/dc-news>

3 OUR POSTERS AND APPS



find them on
our website

Could You Pass the CRAAP Test?


The **CRAAP Test** is a test developed by a team of librarians at California State University, Chico (CSU Chico) to check the reliability of sources across academic disciplines. The **CRAAP Test** makes it easier for educators and students to determine if their sources can be trusted. **CRAAP** is an acronym for **Currency, Relevance, Authority, Accuracy, and Purpose**. By employing the **CRAAP Test** while evaluating information sources, you can reduce the likelihood of using unreliable information. Source: Wikipedia - <http://go.gstric.org/craap-wiki>

CURRENCY	When was the information published or posted? Is it current or out-of-date for the topic?
RELEVANCE	Does the information directly relate to your topic? Who is the intended audience?
AUTHORITY	Who is the author/publisher and what is their reputation? Is there contact information available?
ACCURACY	Can you verify the information from another source? Is it supported by solid evidence?
PURPOSE	What is the purpose of the information? Is it to inform? to teach? to sell? to persuade/deceive?

For more
information
about CRAAP

evaluation criteria PDF from California State University - <http://go.gstric.org/craap-pdf>
video from Western University - <http://go.gstric.org/craap-video>





How do I monitor my kids' computer/device use without seeming intrusive?

I don't think there are any parents out there who enjoy fighting with their children. In my case, I can remember dreading the times I had to bring up certain topics because I knew that my kids would immediately feel defensive and they would try to shut down the conversation. Painful as it may have been I still knew I had to have those conversations and I knew that I had to diffuse many of those conversations when the kids would try to raise their voice to me or my spouse.

Let's face it, many young people today feel that their computers/phones/tablets are their own personal spaces where they can do whatever they want, and they will resist any efforts that you may make to set boundaries on their digital/online lives. However, you must realize that part of a parent's job is to make sure that their kids are using their electronics/devices appropriately.

Perhaps the best approach to this problem is to have regular, open conversations about what the kids are doing on their phones. It is also appropriate for you to have your son/daughter show you what apps they are using. Some phones/computers will let you see how much time they are spending in each application/program, and you can tell a lot by spot checking texts, and email/call logs. Kids may feel that these conversations and device checks are akin to spying on them, however, it is important to make them understand that these activities are not intended to crush their freedom or individuality but to keep them safe and protected. It is really no different that how you check in to make sure they are taking care of their health, are eating properly, and are getting enough sleep.

Summing up, you can make sure that your child does not feel that you are intruding on their digital world but instead feels that you are genuinely interested and concerned about them and that you want to understand how they are using technology in their life. It is important to have these open, honest conversations and to make it clear to your child that you expect them to act responsibly in the online world.



ADVANCED PARENTING

WHEN IS A CALCULATOR NOT A CALCULATOR?

After you are comfortable talking to your son or daughter about their devices, and after you have begun doing regular spot checks of their phone or computer - You should be aware that there are apps that your child can download specifically to hide information from you. For example - there are some "calendar" apps that look like a calculator when launched but allow them to hide explicit images or video so that you can't find it. Go to Google Play and search "hide images".

READ
THIS

▶ **12 APPS THAT EVERY PARENT OF A TEEN SHOULD KNOW ABOUT** - <http://go.gstric.org/206-apps>

Parents - It is your **RIGHT** and your **RESPONSIBILITY** to know and to understand what your child is doing with computers/other technology.

You have bought these tools and put them in your child's hands. Teach them to use the tools properly.



I ♥ DC BEAR



♥ I_AM_A_DIGITAL_CITIZEN ♥

FEBRUARY

Gardner Road Elementary School



Monday	Tuesday	Wednesday	Thursday	Friday
<p>Character Education Tips for Home: Trustworthiness</p> <ul style="list-style-type: none"> *Have a family game night—Point out opportunities of trustworthiness *Honesty starts at home *Be on time *Discuss how/why characters in books and/or movies are trustworthy *Model honesty in your everyday life *Focus on the “fun” of something instead of winning 				<p>1 Day 5</p> <p>Kindergarten Registration 10AM—5PM</p>
<p>4 Day 6</p>	<p>5 Day 1</p>	<p>6 Day 2</p>	<p>7 Day 3</p> <p>BOE Budget Workshop HS MMC 6:00PM</p>	<p>8 Day 4</p>
<p>11 Day 5</p>	<p>12 Day 6</p> <p>Principal Chat 5:30 Library GRPTO Meeting 6:00 Library</p>	<p>13 Day 1</p>	<p>14 Day 2</p> <p>HAPPY VALENTINE'S DAY</p>	<p>15 Day 3</p> <p>FAMILY SWIM NIGHT</p>
<p>18 No School</p> <p>PRESIDENTS' DAY</p>	<p>19 No School</p>	<p>20 Day 4</p>	<p>21 Day 5</p> <p>100TH DAY OF SCHOOL</p>	<p>22 Day 6</p>
<p>25 Day 1</p>	<p>26 Day 2</p>	<p>27 Day 3</p>	<p>28 Day 4</p> <p>BOE Meeting at HS MMC 6:00 PM</p>	

