



Horseheads Central School District

Golden Star Gazette

November 2018

Gardner Road Elementary School

541 Gardner Road, Horseheads, New York 14845 (607) 739 – 6347

ppatterson@horseheadsdistrict.com



Dear Gardner Road Families –

When I hear the month of November, I instantly think about what I am thankful for. I am most thankful for being able to work in an elementary building with such a dedicated staff, caring parents and engaged parents. Thanks to everyone for making Gardner Road Elementary such a special place in our community.

This past month provided so many great learning opportunities for our students. We had the fire department visit to discuss fire safety, a number of grade levels extended their learning with field trips and the amazing learning experiences that each teacher provides have been truly powerful to see. Our students and staff also had so much fun at our Halloween parade earlier this week. If you were not able to see it, visit our Facebook page for the video replay of the parade.

This month we have many events that we are looking forward to. Next week we will be celebrating and honoring our veterans. We currently have 51 veterans planning to come to the parade. If you know of a veteran that would like to attend, please have them call our school office. Information about our annual Scripps spelling bee (grades 2-4) came home this week. We look forward to our qualifying rounds in December with the building bee in January. Please help me in thanking the Career Development Council as they are helping coordinate our 2nd annual Career Day on the morning of November 16th. It is a great day where students learn about a variety of career pathways.

Lastly, I would like to update everyone on the family table in our cafeteria. We hope that you enjoy a location for you to enjoy eating lunch with your child that is a little more private. We do ask that no picture/cell phones are used for the privacy of the other students in the building. Also, here are a few friendly reminders from page 7 of our school handbook. We encourage no fast food during lunchtime. Please also remember to contact your child's teacher in advance of your visit. We also ask that you allow our staff to support the other students in the cafeteria with their needs.

To keep up to date with the happenings at our school, follow our [Facebook](#) and [Twitter](#) pages. We look forward to seeing you throughout the school year at Gardner Road. Please contact me if you need anything, have any questions or would just like to chat about our school/your child.

Your Partner in Education,

Patrick Patterson - Principal



Inside the Gazette:

Page 2:

Main Office Updates

Page 3:

October Snapshots

Page 4:

Character Corner, Conflict vs, Bullying, & School Mission & Vision

Included in the Online Newsletter:

Lunch Menu

November Calendar

Digital Citizenship Newsletter

Home/School Connections

PTO News



GENERAL INFORMATION:

Gardner Road School Hours

8:00 a.m. to 2:25 p.m.

Tardy Bell – 8:15 AM

Gardner Road Office Hours

7:30 a.m. to 3:30 p.m.

Elementary Lunches (K-6)

Breakfast: \$ 1.25 Lunch \$ 2.10

Moishe's Quote of the Month:

Kindness in words creates confidence. Kindness in thinking creates profoundness. Kindness in giving creates love. ~ Lao Tzu

Gardner Road Main Office Updates:



Report Grades and Parent Teacher Conferences:

Parent-teacher conferences are on November 9th and 16th. We look forward to seeing all of our parents visit their child's teacher to talk about their current and future learning. Just a friendly reminder that report cards are only distributed in 3rd and 4th grades this marking period. As you are meeting your child's teacher, please keep in mind what the 4,3,2,1 rating scale represents. If your child receives a '3' on the report card, that means they are currently meeting grade level expectations. A '4' would represent that your child is performing above grade level expectation. A '2' means that your child is working towards grade level expectation and a '1' represents that your child is struggling with the current grade level expectation.

School Delays and Closings:

The cold, slippery, white flakes are just around the corner. When the ice and snow arrive, it is often necessary to delay or close schools. The announcements can be found on our District website www.horseheadsdistrict.com and the local media stations. In the event of a 1 or 2-hour delay, students can be dropped off at the cafeteria entrance beginning at the adjusted time. Please be aware that **NO** breakfast is served when there is a 2-hour delay. I will also post our current status on the Gardner Road Twitter feed. To sign up for the tweets, go to our school website and follow the link. PK start time for a 2-hour delay is 10:30.

Recess:

Students will be going outside for recess as the weather becomes colder (20 degrees wind-chill and warmer) Please make sure that your child has a warm coat, a hat and gloves/mittens so they can stay warm as they play.

Arctic League Applications:

The Arctic League is an organization that provides Christmas gifts to needy children in Chemung County. The League serves children through age 12. Applications are now available at the school. Please contact your child's teacher, school social worker or the school nurse to obtain an application. Forms will also be available on conference days in the main office. Applications need to be filled out completely in order to be accepted. Completed applications may be returned by mail to the Arctic League or returned to school.

Spring New York Assessment Dates (Grades 3 & 4):

English Language Arts: April 3rd & 4th

Math: May 1st & 2nd



Grade 4 Science Performance: May 22nd

Grade 4 Science Written: June 3rd

Thank you to the GRPTO for hosting an amazing Fall Festival/Halloween Hoopla in October. Our students had a great time playing the games, getting their faces painted and having snacks in the cafeteria. Be on the lookout for upcoming GRPTO sponsored events such as the Veterans Day Celebration, Scripps Spelling Bee, Family Fun Nights, Holiday Shoppe and more.



October Snapshots



Check out more photos and events on our [Facebook Page!](#)



"We Succeed Because The Stars Lead!"

November's Character Trait is:

Character Education

Citizenship

- Help to make your community, school and world a better place
- Take responsibility for what goes on around you
- Participate in community service and help take care of the environment
- Treat others with respect and dignity



Character Matters
Horseheads Central School District

Horseheads Central School District's Mission & Vision:

Horseheads Central School District sets the standard of educational excellence by fostering innovative thinking, curiosity, and a passion for learning to maximize the potential of each individual. We engage with our local and global communities to provide a student-centered, nurturing environment.

EXPLORE EMPOWER EXCEL



Horseheads Central School District

Substitutes Needed:


The Horseheads Central School District is seeking applications for substitute teachers, nurses, bus drivers and substitute teaching assistants.

For information, please visit:

<http://www.horseheadsdistrict.com/subteach.html>

Human Resources Office: 739-5601, x4211

e-mail: hcsdinfo@horseheadsdistrict.com




**To report child abuse or neglect
call toll free
1-800-342-3720 or
ocfs.ny.gov/main/cps**

Banana Splits

Banana splits are not just sundaes anymore! They are groups of students that meet during lunch to talk, share and support each other through changes in their families.

These changes could be parents separating or divorcing, death of a parent, marriage of a parent, or adding new stepbrothers or sisters. *Banana Splits* groups are forming soon for grades 1- 4. If you think your child could benefit from attending this support group or you would like more information please contact Mrs. Rodabaugh, social worker, 739-6347 ext. 4 or through email at arodabaugh@horseheadsdistrict.com.



The Horseheads Central School District offers educational programs without regard to gender, race, color, national origin, or disability. Inquiries regarding this policy may be made to Megan Collins, Title IX/DASA Coordinator and Co-Civil Rights Compliance Officer; Anthony Gill, Co-Civil Rights Compliance Officer; or Kim Williams, Section 504 Coordinator, Horseheads Central School District, One Raider Lane, Horseheads, NY 14845, (607) 739-5601.

The Dignity Act Coordinator (DAC) for Gardner Road Elementary is Patrick Patterson. Complaints regarding discrimination, harassment, or bullying of any student should be referred to Patrick Patterson at (607) 739 – 6347. The Dignity Act Coordinator for the Horseheads Central School District is Megan Collins. Mrs. Collins may be reached at One Raider Lane, Horseheads, NY 14845, 607-739-5601, x4211.

More Help

MobyMax—K-8

Math: www.mobymax.com/Curriculum/Math

ELA: www.mobymax.com/Curriculum/ELASkills

Login to access videos and lessons

Username:



K-4: FirstNameLastName

5-6: hh.LastName.FirstName

Password:

K-4: abc123

5-6: Student ID#

Khan Academy—Gr.3-12

www.khanacademy.org



Free video tutorials on Math and Science topics

LearnZillion—K-8

<https://learnzillion.com>



Free video tutorials for Math and ELA help

Grade Level Math Resources

K-12

Practice math skills with these websites organized by grade level.

Site: <http://tinyurl.com/kyg9bnm>



Additional

Intermediate Sites

The links below are specifically for grades 5 and 6. **Check student's agenda to verify username and passwords.**

Pearson Successnet: Social Studies Text

Site: <http://pearsonsuccessnet.com>

ToolboxPro

Site: <http://v2.toolboxpro.org>

Username: 051-firstname-lastname

Password: student created password

CastleLearning

Site: <http://castlelearning.com>

Username: hh.lastname.firstname

Password: Student ID #

My Skills Tutor

Site: <http://myskillstutor.com>

Username: hh.lastname.firstname

Password: Student ID #



Horseheads Central School District



Horseheads

Central School District

Homework Help for Parents & Students K-6

In this brochure are websites to help your child with homework. These sites will connect you with materials your child uses in the classroom. You'll find examples of how skills are taught and suggestions for supporting children with assignments. Check out the Parent Site for more information and links.



Parent Website:

<http://sites.google.com/site/hcsdparents>

Are you looking for Math homework help?

Here are some resources to help you support your child...

For Math, start with Go Math!

K-6

Start here to check out helpful resources provided by this site.

- * **Student Edition & Practice Books**
- * **Math Models—Videos**
- * **iTools Virtual Manipulatives**
- * **Mega Math Games**
- * **Re-teach Book**

Username:

K-4 firstnamelastname
5-6 hhlastnamefirstname

(up to 7 letters of both 1st & last names)

K-4 Password: abc123

5-6 Password: student ID #

Site: <http://www-k6.thinkcentral.com>



For ELA, start with ConnectEd Treasures

K-6



connectED



The Horseheads Central School District uses McGraw-Hill's Treasures Reading Program in grades K-6.

The website below provides helpful links for students, teachers and families.

Check out the site below to find “**great books to share**” and lessons on “**building reading & writing skills.**”

Site:

<http://treasures.macmillanmh.com/new-york/families>

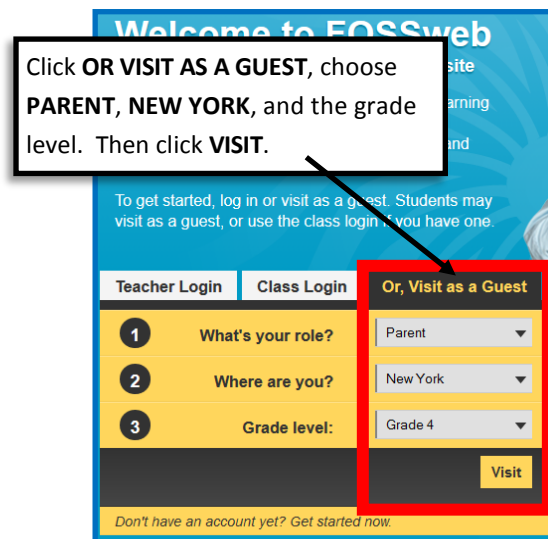
For Science, start with GST BOCES - FOSS Resources



Our students are learning STEM skills with FOSS.

FOSS Web provides resources for parents, teachers, and students:

www.fossweb.com



www.gstboces.org/STEM

- STEM Challenges
- Program Information
- STEM Newsletters
- Additional STEM websites

Reinforce Math Skills With Everyday Activities

Report to PARENTS

A solid foundation in math is essential for students to succeed in school and beyond. Incorporate math into your family's daily life—without a lot of time, effort, or expense—with these fun ideas.

In the kitchen. Cooking is not only a terrific way to help children understand fractions—it's also excellent family bonding time. Show younger children how measuring two half-cups of flour yields the same amount as one full cup. Ask older children to help you cut a recipe in half or double a recipe. Have them write down the new measurements and check the computations together.

At the grocery store. Bring a calculator with you to the store when you shop. Young children can add up how much you have spent on groceries or saved with coupons. Kids in third grade or higher can help determine which size of detergent offers the best value, or whether using a particular coupon is cost-effective.

In the garage. A tire gauge is one of the simplest tools for a child to use, and can help him or her learn about addition and subtraction. Show your child how to measure the pressure in your bicycle or car tires. Then, have your child help you determine how much air you need to add or release. Older children can calculate gas mileage.

On the computer. Find activities that reinforce math skills, from computer games like Math Blaster to apps.

On the road. Long car trips were made for math games. Pick a number from one to 10 and have each family member try to find a license plate with the target number. Younger children can add the numbers together. Children who have learned subtraction can try to find one that involves adding a few of the numbers and then subtracting one.

Kids who have learned multiplication and division can put those skills to use.

At the toy store. If your child is trying to save up to buy something special, keep a chart of how much money they will need and what they have saved to date.

At home. Classic games such as dominoes, cards, puzzles, or Monopoly teach math reasoning. Sewing and building projects both involve plenty of computation. Teach your child how to measure and sew fabrics together, or build basic structures out of wood (with adult supervision).

Above all, avoid passing any math phobias that you might have on to your child. It's important for children to hear at home that what they're learning is valuable—that all the work they're doing trying to comprehend division or fractions or measurement will pay off their whole lives.



Web Resources

Common Sense Media provides reviews of education apps.
www.commonsensemedia.org

PBS Parents has a math portal with tips, games, and everyday activities.
www.pbs.org/parents/education/math/

The **Figure This Family Corner** offers tips, tricks, and downloadable brochures.
www.figurethis.org/fc/family_corner.htm



October is... **National Cyber Security Awareness Month** and **National Bullying Prevention Month** for more see Page 2

THIS PAGE DEVOTED TO ONE OF THE BIGGEST DC TOPICS

PHISHING

Phishing is a fraudulent attempt to obtain sensitive information such as usernames, passwords and credit card details, often for malicious reasons, by disguising itself as a trustworthy party.

Phishing is typically carried out by email or instant messaging, and it often directs users to enter personal information at a fake website, the look and feel of which are identical to the legitimate site, the only difference being the URL of the website.

** SOME INTERESTING NUMBERS **

94% The Percentage of users who have been informed Phishing exists and how to avoid it.

15% The Percentage of users who are still getting caught clicking on links in Phishing emails.

! It is a little surprising that after all of the information that has been shared about detecting and avoiding suspicious emails that people still are tricked by phishing attacks

A Phishing Email is purposely created to deceive you into thinking that is real, and Phishers are getting more clever in making their emails look and feel legitimate. Some of them are very soPHISHticated. Don't Get Caught - Ask yourself "Does this email seem right?" - if in doubt call the Helpdesk.

Detecting Phishing Email Attacks

Email has become a necessary part of all of our lives but sometimes the volume of email can become overwhelming. Most email systems have some kind of SPAM filtering that can weed out obvious scams and annoying ads but a lot still gets through and some of it can be malicious. The bottom line is that you should be suspicious of any email that is out of the ordinary or that you haven't requested.

Smart Questions to ask yourself before opening unsolicited email

1. Is the email from someone I know or a company that I do business with? **If not, be suspicious.**
2. Does the email address' domain name match their website or does it look correct? **If not, it may be from a spoofed account.**
3. Does the text of the email sound appropriate, or are there grammatical mistakes and misspellings? **If the email is badly or awkwardly written, it may be fake.**
4. Does the email want you to provide private personal details like usernames, passwords, or account numbers? **Why are they asking for this information. Do you really want to give it to them?**
5. Does the email provide a link to another site where it asks you to login? Is it pressuring you to act quickly? **Legitimate businesses respect your privacy and won't force you to act impulsively.**



Sign Up to receive this newsletter in your email inbox

Scan this QR code with your phone, or go to <http://go.gstbooces.org/dcnews-signup> in your browser.

More Phishing information from the **DigitalGuardian** website - **Phishing Attack Prevention: How to Identify & Avoid Phishing Scams** - <http://go.gstric.org/202-phish1>

Send comments, suggestions, and questions to dc@gstbooces.org
Visit <http://dc.gstbooces.org> October 2018 - page 1 of 4

StaySafeOnline

Powered by: National Cyber Security Alliance

National Cyber Security Awareness Month is observed each year during October by the U.S. Department of Homeland Security and the National Cyber Security Alliance.

Some of the topics from previous years have been, "Keep a Clean Machine", "Protect Your Personal Information", "Connect with Care", "Be a Good Online Citizen", and "Lock Down your Login".

The Themes for 2018 are:

Oct. 1-5: "Make Your Home a Haven for Online Safety"

Oct. 8-12: "Millions of Rewarding Jobs: Educating for a Career in Cybersecurity"

Oct. 15-19: "It's Everyone's Job to Ensure Online Safety at Work"

and Oct. 22-26: "Safeguarding the Nation's Critical Infrastructure"

More information on how to get involved visit the Stay Safe Online web site <http://go.gstric.org/202-ncsam>

Digital Citizenship articles for Teachers

Common Sense celebrates Digital Citizenship Week - <http://go.gstric.org/202-week>

Are you R.E.A.D.Y. as a school to be good digital citizens? <http://go.gstric.org/202-ready>

Laying Down the Law on Bullying and Cyberbullying - <http://go.gstric.org/202-legal>

Cyber-Security Resources for Teachers and Students - <http://go.gstric.org/202-cyber>

Finding Balance Between Technology, Work, and Life - <http://go.gstric.org/202-balance>

The Heart of Digital Citizenship

A TEDx talk by Anne Collier, noted journalist and Youth Advocate

A look at what digital citizenship is, the struggle it emerged from, and five ways adult society can make it engaging and useful to young citizens.

<http://go.gstric.org/202-collier>



stopbullying.gov

As already noted **October is Bullying Prevention Month**. U. S. Dept. of Health and Human Services maintains the <http://www.stopbullying.org> web site which has lots of information about bullying in general and cyberbullying in particular.

The cyberbullying section has pages addressing bullying on social media and gaming sites, and has a list of tips for teachers to help identify a student who is being cyberbullied.

The resources section of the site contains a lot of downloadable resources such as fact sheets, infographics and research summaries. This section also includes a set of links to external sites with more information about cyberbullying and bullying prevention.

Visit the site at <http://go.gstric.org/202-bullying>

Do you have iPads in your Classroom?

Apple has released a FREE set of eBooks called **Everyone Can Create**.



The set contains 4 eBooks and an eBook Teacher's guide and as I mentioned they are FREE.

The book shown here is the Video creation book. The other books are for Drawing, Photo, and Music creation.

Get them all FREE!

This link goes to a web page on Apple's web site about the series but you can download them directly in your eBooks application on your iPad.

<http://go.gstric.org/202-create>



Facebook is so last year ...

What some new research on
Teen Social Media use is saying

In September, Common Sense released its research report titled Social Media, Social Like: Teens Reveal Their experiences. This report takes a look into the social media habits of teenagers.

“Teens don’t value face-to-face communication with friends as much as they used to.”

Common Sense Media Research, 2018

View an article about the report.

<http://go.gstric.org/202-cs-research>

Some findings from the Research:

- Texting has risen above communicating in person as a mode of communication.
- Most teenagers have a smartphone.
- Facebook is out - Instagram and SnapChat are the ‘in’ platforms.
- Teens use of social media has increased and is still increasing.
- Many teens say that using social media has a positive effect on how they feel about themselves.
- Teens recognize that social media can be a distraction.
- Many teens have been exposed to hate speech and extremist viewpoints via social media.

THE DIGITAL/DIVIDE :: IS THERE DIGITAL EQUITY IN YOUR SCHOOL/COMMUNITY?

In the U.S. we have heard a lot of news about the “haves” and “have nots” in our society. In many cases, the articles focus on the advantages of being a “have”, and what types of opportunities may be open to them, and conversely what opportunities may be missed by the “have nots”.

When it comes to technology the same principles apply. Schools have tried to make a difference by providing more high-speed internet connections and putting more devices in the hands of a lot of their students through one-to-one computing programs. Many teachers feel that their students have good internet access while they are at school, but it may not be the same story when they get home. The one-to-one programs certainly have helped by giving more children hands-on experiences in the classrooms but in some places they may need to be shared with other classes, and in some cases the computers/devices are not allowed to be taken home.

The problem may be amplified by the types of activities and assignments the students are asked to complete using technology. Are they merely taking notes and doing electronic worksheets instead of pencil and paper? Or are they being challenged to do complex problem-solving, designing advanced presentations, working with digital audio and video editing, and writing code to control their devices? Are they being exposed to cutting edge technologies like 3-D imaging and printing, augmented reality and virtual reality situations and simulations, and are they working with robotics?

Digital Equity is important to ensure that all of our children have digital access and are able to do the types of tasks that will allow them to build incredible future lives and careers. They may even invent jobs that haven't been thought of yet. All children deserve to have the best of what the technological world can offer them.

YOU CAN BECOME ACTIVE IN YOUR SCHOOL AND COMMUNITY! ASK QUESTIONS ABOUT WHAT KIND OF ACTIVITIES YOUR CHILDREN ARE BEING ASKED TO DO WITH THEIR TECHNOLOGY IN AND OUT OF SCHOOL. IF THERE ARE AREAS THAT YOU FIND ARE NOT BEING ADDRESSED - ASK THE POWERS THAT BE TO DO SOMETHING ABOUT THEM.

<http://go.gstric.org/202-equity>

“Schools will say that digital citizenship education is a parent's responsibility, and parents will say that it's the school's responsibility. My response is to say, Well get over it, it's a community responsibility.”

Susan M. Bearden, CIO at Consortium for School Networking cosn.org



Is someone you are talking to online is actually trying to take advantage of you?

1. Online Predators Sound Nice	Online predators actually sound very nice online. The most dangerous ones don't sound fake at all, and have real conversations with teenagers in a non-threatening environment.
2. Online Predators Want to Have Conversations in Private	Online abusers are always looking to have one-on-one conversations in places where no one can see or hear what they're saying.
3. Online Predators Ask for Personal Information	They want to know your full name, your birthday, your address, and where you go school. Any information they can use in for future conversations.
4. Online Predators Try to Make You Feel Special	They constantly tell you how important you are to them. They will throw you compliments about how smart, funny, and/or beautiful you are.
5. Online Predators Try to Turn You against Other People	In an effort to value your relationship with them, they will devalue your relationships with other people.
6. Online Predators Offer You Gifts	Strangers may try to lure you with presents or money. If someone offers your presents or money, they are always expecting something in return.
7. Online Predators Make Uncomfortable Comments	Once you start having conversations with these online criminals, they start to feel more comfortable telling you what they really want.
8. Online Predators Ask You to Lie	When it comes to your online relationship with a predator, they ask you to keep your relationship secret from your parents and/or adults who are important to you.
9. Online Predators Pressure You into Meeting in Person	Ideally, they'd like to meet you as soon as possible, but they know that they have to be very sneaky about how to meet you.
10. Online Predators Will Make You Think What They're Doing Is Normal	Don't let them convince you that what they're doing is okay. You're not in the wrong if they're doing something that's making you feel uncomfortable.

Source: [20 Early Signs to Recognize Online Predators from Online Sense - Your Guide for Internet Safety](http://go.gstric.org/202-predators)
Learn more signs by reading the article at <http://go.gstric.org/202-predators>

Creative Corner

A PROJECT FOR OCTOBER 2018

Task: Create an Image about DIGITAL CITIZENSHIP that is suitable for posting to our instagram feed at <http://go.gstric.org/202-instagram>

Description: Using a graphics software program on your computer (or online), create an original image file that is 1024 pixels square and is saved in .jpg or .png format. You may use royalty-free images, or take your own photos (please no copyrighted images), or you may choose to paint your own design using digital drawing and painting tools to create your art. Your work should feature a positive message about digital citizenship.

Submit your image to dc@gstbooces.org and if meets the criteria, we will share it on instagram and on our blog at <http://go.gstric.org/202-blog>.

If you don't have graphics software on your computer and you would like to do the project any way there are several sites that will let you do in your browser online for free. One such site is **Adobe Spark**.


Adobe Spark has three versions **Spark Page** for web pages, **Spark Video** for digital storytelling with audio and video, and **Spark Post** for graphics.



Spark Post

<http://go.gstric.org/202-spark>





***GARDNER ROAD PTO NOVEMBER 2018
NEWSLETTER***

Many thanks to the parent volunteers and to the parents that brought their kids for making the Halloween Hoopla a success!

No School Days:

November 9: Parent Teacher Conferences

November 21 – 23: Thanksgiving Break

Half Day:

November 16: Parent Teacher Conferences

**November 7:
Veterans Tribute**

**November
9 and 16:
Parent Teacher
Conferences**

**November 13:
Principal Chat
5:30
PTO Meeting
6:00
Intermediate
School**

**November 19:
Picture Make-Ups**

PTO BOARD:









President: Jennie O'Herron
Vice President: Lita Mata
Treasurer: Courtney Bola
Secretary: Stacy Witzel

pto.gardnerroad@gmail.com



Gardner Road Elementary School



Mon	Tue	Wed	Thu	Fri
Citizenship: Character Education at Home: --Take your child with you to vote. Explain the process & why it is Important to you. --Thank a veteran in your family or neighborhood. --Teach your kids about the Star Spangled Banner/Pledge of Allegiance. --Volunteer as a family for our community service challenge.			1 Day 4 	2 Day 5 End of Marking Period 1
5 Day 6	6 Day 1	7 Day 2 Veteran's Day Celebration 	8 Day 3 Report Cards Home (GR 3 & 4)	9 No School Day 4 
12 No School 	13 Day 5 Principal Chat 5:30 PTO Meeting 6:00 IS Conference Rm 	14 Day 6	15 Day 1 BOE at HS MMC 6:00	16 Day 2 Early Dismissal 11:00 AM Parent Conferences - PM 
19 Day 3 	20 Day 4	21	22	23
				
26 Day 5	27 Day 6	28 Day 1	29 Day 2	30 Day 3