



Horseheads Central School District

Golden Star Gazette

October 2018

Gardner Road Elementary School

541 Gardner Road, Horseheads, New York 14845 (607) 739 - 6347

ppatterson@horseheadsdistrict.com



Dear Gardner Road Families –

What a great first month of school. Thank you to every family and GR Staff member for making the first month of school such a positive one for our students. Our PTO also hosted a wonderful back to school BBQ and decorated our school out front so nicely. We are looking forward to some great events in our school this autumn season.

We are looking forward to our Fall Festival hosted by the PTO (10/20) and our 3rd annual district-wide Make a Difference Day (10/27). Parent teacher conference information will also be coming home in the next few weeks. Please be sure to communicate with your child's teacher. October 31st will also be our Halloween Parade (see details on page 3).

In November we will have our 2nd annual Veteran's Day event. Be on the lookout for a flyer to sign up a local veteran for our event. We will also have our 2nd annual career day in the middle of November. We are always looking for volunteers for our career day from all career fields. If you, a family member, a neighbor or community member please have them contact Deb Lynch at the Career Development Council for the Horseheads School District, at (607)795-5320 or dlynch@gstboces.org. If you feel your career is not of interest or you are currently at home, you may still contribute through mock interviews and other fun classroom events. Most events are only an hour or two on a given day, yet your experience and career knowledge can deeply influence a child's life, career goals, and future educational path. We hope to hear from you!

To keep up to date with the happenings at our school, follow our [Facebook](#) and [Twitter](#) pages. We look forward to seeing you throughout the school year at Gardner Road. Please contact me if you need anything, have any questions or would just like to chat about our school/your child.

Your Partner in Education

Patrick Patterson - Principal



Inside the Gazette:

Page 2:

Main Office Updates

Page 3:

Halloween Parade

September Snapshots

Page 4:

Character Corner, Conflict vs, Bullying, & School Mission & Vision

Included in the Online Newsletter:

Lunch Menu

October Calendar

Digital Citizenship Newsletter

Home/School Connections

PTO News



GENERAL INFORMATION:

Gardner Road School Hours

8:00 a.m. to 2:25 p.m.

Tardy Bell – 8:15 AM

Gardner Road Office Hours

7:30 a.m. to 3:30 p.m.

Elementary Lunches (K-6)

Breakfast: \$ 1.25 Lunch \$ 2.10

Moishe's Quote of the Month:

"Play gives children a chance to practice what they are learning!"

-Mr. Rogers

Gardner Road Main Office Updates:



Substitute Teacher Expectations:

Throughout the school year, teachers must be out of their classroom to administer assessments, attend professional learning or for other reasons. Our teachers do a great job preparing students for the change in routines and expectations for these days. It would be appreciated that you also remind your child of positive behavior expectations with the substitute on these days so they maximize their learning. Thank you!

Thank You - Drop Off and Pick Up:

Thank you to everyone for your flexibility and cooperation in using our new drop off lane in the morning. Please continue to use the outer lane to drop off your child. As soon as you are along the sidewalk (about 7 cars) you may allow your child to exit the car. Please do not have your child walk through the parking lot alone if you park in the parking lot. Thank you to everyone for parking in real spots at the end of the day for pick-up. We are seeing our pickup area run ever more efficiently with the three areas to sign your child out (by ABC order). Please continue to bring your ID until our staff get to know you. If you have someone new coming to pick up your child, please remind them that we need ID. We know and understand this may be inconvenient, but we want to make sure we keep your child safe. Thank you!

Fire Drills and Lockdowns:

Students and staff have been practicing our fire drills throughout the month of September and will continue through the fall. One question we are having students think about during our fire drills is, “what is another way out?” On October 11th, the fire department will be visiting us to discuss this for school and at home. We will also be practicing our lockdown procedure and other drills to assure all students know our procedures.

Building and District Emails:

Our schools often send emails to you via our automated system. We’ve learned that for some parents, these emails are going into spam folders automatically. Would you please check your spam or junk folder to see if our emails are there? To avoid this, you can put our auto email address in your address book or contact list. It’s notifications@schoolconnectsweb.com. Additionally, if we don’t have your email address, please send it to us. Contact your child’s school or email it to hcsdinfo@horseheadsdistrict.com. If you have questions, please email us or call 739-5601, x4295. Thank you for helping us communicate more effectively with you.

Legal Notices:

If your family has legal documentation that the school should be aware of, please bring in a copy to Mrs. Wright in the main office. Thank you!

Annual Title 1 Notice for Gardner Road Elementary School

In compliance with provisions of the Elementary and Secondary Education Act of 1965, reauthorized by the Every Student Succeeds Act (ESSA), we are informing you that [School Name] receives Title I federal funding. Therefore, you have the right to request information regarding the professional qualification of your child’s classroom teacher(s) and paraprofessional staff. Specifically included is your right to know:

- whether the teacher has met State qualification & licensing criteria for the grade levels and subject areas in which the teacher provides instruction;
- whether the teacher is teaching under emergency or other provisional status through which State qualification or licensing criteria have been waived;
- the baccalaureate degree major of the teacher & any other graduate certification or degree held by the teacher, and field of discipline of the certification or degree;
- whether your child is provided services by paraprofessionals and, if so, their qualification; and
- information on each assessment required by the State, including assessments required to comply with the accountability provisions of ESSA

Should you wish to exercise your right to make your request to: Megan Collins, Director of Human Resources, Horseheads Central School District, One Raider Lane, Horseheads, New York 14845. (607)739-5601, ext. 4211.

HALLOWEEN PARADE 2018




Wednesday, October 31st at 1:20



All parents are invited to join us for the Halloween parade. The parking lot fills up quickly so we encourage carpooling. There will be complimentary shuttles to and from the Jubilee plaza between 12:45 and 1:45. The students and teachers will march in front of the school from the kindergarten wing towards the cafeteria. We ask that all visitors stand behind the fence in the parking lot.. Please make sure that your child's costume is appropriate for our very young students to see and that it does not have any type of toy weapons, blood, etc. as a prop. We will run a normal morning schedule that is focused on academics. **We appreciate that your child come to school not dressed in costume or with make-up on.** All students will have an opportunity to change into their costumes prior to the parade. Because of the numbers of potential visitors and the safety concerns connected to it, we do not allow families in school after the parade. Thank you in advance for your cooperation in a wonderful event for our students.

September Snapshots



Check out more photos and events on our [Facebook Page!](#)



"We Succeed Because The Stars Lead!"

October's Character Trait is:

Character Education

Responsibility

- Be reliable and dependable
- Do your part at home, school and in your community
- Think before you act
- Take ownership of your actions

Character Matters
Horseheads Central School District



Horseheads Central School District's Mission & Vision:

Horseheads Central School District sets the standard of educational excellence by fostering innovative thinking, curiosity, and a passion for learning to maximize the potential of each individual. We engage with our local and global communities to provide a student-centered, nurturing environment.

EXPLORE EMPOWER EXCEL



Horseheads Central School District

Substitutes Needed:


The Horseheads Central School District is seeking applications for substitute teachers, nurses, bus drivers and substitute teaching assistants.

For information, please visit:

<http://www.horseheadsdistrict.com/subteach.html>

Human Resources Office: 739-5601, x4211

e-mail: hcsdinfo@horseheadsdistrict.com



**To report child abuse or neglect
call toll free
1-800-342-3720 or
ocfs.ny.gov/main/cps**

Golden Star Buddies Reminder:

Our school believes all students should follow the golden rule. However, we know that disagreements occur and it is our job to help students through it. We use the following definitions to determine the difference between conflicts and bullying.

If any student is involved or sees either, please let a Gardner Road staff member know and they will help you!

CONFLICT:

- * occurs in the heat of a moment
- * is often a difference of opinion
- * two or more students are upset
- * does not happen continue
- * students want a mutual solution



BULLYING:

- * intent to cause harm
- * imbalance of power
- * repetition - bullies often target the same people
- * targeted towards a specific individual

The Horseheads Central School District offers educational programs without regard to gender, race, color, national origin, or disability. Inquiries regarding this policy may be made to Megan Collins, Title IX/DASA Coordinator and Co-Civil Rights Compliance Officer; Anthony Gill, Co-Civil Rights Compliance Officer; or Kim Williams, Section 504 Coordinator, Horseheads Central School District, One Raider Lane, Horseheads, NY 14845, (607) 739-5601.

The Dignity Act Coordinator (DAC) for Gardner Road Elementary is Patrick Patterson. Complaints regarding discrimination, harassment, or bullying of any student should be referred to Patrick Patterson at (607) 739 - 6347. The Dignity Act Coordinator for the Horseheads Central School District is Megan Collins. Mrs. Collins may be reached at One Raider Lane, Horseheads, NY 14845, 607-739-5601, x4211.



We are celebrating the 2nd year of our Digital Citizenship Initiative.

#I_AM_A_DIGITAL_CITIZEN

Being a good Digital Citizen requires knowledge of many related topics. Our monthly newsletters will continue to raise awareness of current issues with short articles and links for parents, teachers, and students in the following areas.

DIGITAL
ACCESS

DIGITAL
COMMERCE

DIGITAL
COMMUNICATION

DIGITAL
ETIQUETTE

DIGITAL
LAW

DIGITAL
LITERACY

DIGITAL
SECURITY

DIGITAL RIGHTS
AND RESPONSIBILITIES

DIGITAL
WELLNESS

NEW TO DIGITAL
CITIZENSHIP ?

START
HERE

A good place to start would be to look at our **DIGITAL CITIZENSHIP** pledge. The pledge is a series of positive statements that touches on several of the nine component areas listed above.

The DIGITAL CITIZENSHIP Pledge

I will keep myself **SAFE** on the Internet

I will keep my information **PRIVATE** and **SECURE**

I value my **IDENTITY**

I will develop a good **REPUTATION** online

I will **COMMUNICATE** respectfully

I am not a **CYBERBULLY**

I am digitally and technologically **LITERATE**

I will give **CREDIT** to others for their work

I am a **DIGITAL CITIZEN**

You can download a printable PDF of the pledge using this URL <http://go.gstric.org/201-100>



Sign Up to receive this newsletter in your email inbox.

Scan this QR code with your phone, or go to <http://go.gstbooces.org/dcnews-signup> in your browser.

PROTECTING YOUR INFORMATION

One of the most important ways to protect your information and identity online is to learn and practice **GOOD PASSWORD HABITS**.

Here are some tips for creating passwords:

1. You want to create a password that someone can't guess easily (like a birthdate or pet's name).
2. You want to create a password that you can remember easily.
3. You should change your password regularly. (some systems may actually force you to change it on a certain schedule or interval.)
4. You do not want to use the same password for all of your accounts. (You may need to use a password manager program to keep track of them.)
5. Wherever possible use **Two-Factor Authentication**.

For more password tips, go to <http://go.gstric.org/201-101>

What is Two-Factor Authentication (2FA) ?

Two-factor authentication adds a second level of authentication to an account log-in. It requires the user to have two out of three types of credentials before being able to access an account.

The three types are:

- Something you know, such as a PIN, password or a pattern.
- Something you have, such as an ID card, phone, or key fob.
- Something you are, such as a biometric like a fingerprint or voice print.

Source: <http://go.gstric.org/201-102>

Reading Connection

Tips for Reading Success

Beginning Edition

Gardner Road Elementary School
Mr. Patrick Patterson, Principal

Book Picks

Read-aloud favorites

■ *Biblioburro: A True Story from Colombia* (Jeanette Winter)

What if the library came to your neighborhood on the back of a donkey? This is the



true story of a Colombian school-teacher's traveling library that brought books to children in remote villages. (Also available in Spanish.)

■ *Dragons Love Tacos* (Adam Rubin)


When a little boy discovers that dragons like to eat tacos, he decides to host a taco party for them. But if a fire-breathing dragon accidentally gets a bite of spicy salsa, look out! A silly story about a dragon party that turns into a disaster.



■ *Just a Second* (Steve Jenkins)

In just a single second, a bumblebee flaps its wings 100 times and the earth travels 18½ miles. This nonfiction book will help your child think about time in fascinating ways. She'll also discover different methods of measuring time.

■ *Bedtime Is Canceled* (Cece Meng)
Maggie and her brother write their parents an official-looking note: "Bedtime is canceled." Somehow, the note blows out the window, lands in a newspaper office, and ends up in a headline. Soon, bedtime really is canceled, and exhausted children quickly discover the importance of sleep.




Time for a story

Want to spend time with your youngster, build her reading skills, and help her learn to love books? You can do all three when you read aloud. Here are suggestions.

Read regularly

Try to read to your child every day. You might aim for 10–15 minutes of bedtime reading for a peaceful end to the day. Bring along a book, and read to her during a sibling's sports practice. Or curl up together with a book when you get home from work.



the story and look at the illustrations. She'll enjoy read-aloud time more if she plays an active role.

Take turns choosing books

Your youngster may want to hear old favorites again and again. Use your turn for new titles and variety, such as nonfiction or poetry.

Let her participate

Ask your child to turn the pages while you read. Also, she can finish sentences that rhyme or fill in words she knows. Go slowly so she has time to understand

Be playful

You can use different voices for different characters (a high, squeaky voice for a mouse or a deep, booming voice for a horse). Or substitute your youngster's name for the main character's name, and use family members' names for other characters.

Note: You don't have to be an expert reader—your child will love it when you read aloud because it's you.♥

Writing that makes sense

As your child first learns to write, his stories may not always make sense to others. Help his writing flow logically with these two ideas.

1. Even if your youngster isn't writing sentences yet, he can tell you stories. As he describes the new class pet or something funny that happened at lunch, you can jot down his tale. He'll practice relating events in a logical order, and that can help when he puts his thoughts and ideas down on paper himself.

2. Let your child read his stories to you. Ask questions to encourage him to add information ("What did you do with your friends at recess?") or to clear up a confusing part ("Who said, 'Let's go home'—you or your brother?").♥



Spot the details

What is an archaeologist? What do bears eat? Nonfiction books have the answers—and if your child reads carefully, he will find them. The following suggestions can help him read for details and boost his comprehension.

Read around the text. The pages of many nonfiction books are covered with “extras” that stories don’t have (headings, photo captions, an index, a glossary). Point out these features. Then, ask your youngster what questions he has about the topic that the book might answer. Say he’s reading *Archaeologists Dig for Clues* by Kate Duke. He might



think, “What tools do archaeologists use?” or “What are fossils?” Help him read the book, and see how many answers he can find.

Pair fiction with nonfiction.


Together, read a story like *Goldilocks and the Three Bears* (James Marshall) followed by a nonfiction book such as *Bears* (Deborah Hodge). As you read the second book, encourage your child to look for ways that real bears are different from the fictional ones. For example, he might say that real bears eat things like grass, berries, fish, and insects, while the three bears eat porridge.♥

Fun with Words

Wonderful wordplay

Use these activities to build your child’s phonemic awareness—her ability to hear sounds in words:

- Choose a three-letter word, such as *cap*. Have your youngster substitute different beginning sounds from the alphabet to make new words (*lap*, *map*, *nap*, *rap*, *sap*, *tap*, *zap*). How many can she think of?



- Pick a long word, and tell her to clap once as she says each syllable. For *mozzarella*, she would clap four times: *moz-za-rel-la*.

- Ask your child to say a word without the first sound. Example: “Can you say *sit* without the *s*?” (Answer: *It*)

- Think of a word, and give your youngster a “sound” clue to figure it out. For instance, “I’m thinking of a word for something that you chew but don’t swallow. The word has an *uh* sound in the middle.” (Answer: *Gum*)♥

OUR PURPOSE

To provide busy parents with practical ways to promote their children’s reading, writing, and language skills.

Resources for Educators,
a division of CCH Incorporated
128 N. Royal Avenue • Front Royal, VA 22630
800-394-5052 • rfecustomer@wolterskluwer.com
www.rfeonline.com
ISSN 1540-5648



Vocabulary boosters

A large vocabulary can turn your child into a better reader and writer. Try these everyday ways to help her learn new words.

Keep your ears open

When you and your youngster go places, point out words that people use. Maybe a waiter describes an *entree* or the dentist talks about *molars*. Encourage your child to figure out what the words mean by the way they’re used.

Go beyond nouns

Help your youngster add adjectives and verbs to her vocabulary. Sports and games offer opportunities to use action words. Let your child hear you comment on the softball that *soars* or the runner who *sprints*. When she sends thank-you notes or greeting cards, suggest descriptive words (a *polka-dotted* shirt, a *fantastic* birthday).♥



Parent to Parent

A journal-writing tradition


My grandson Keith saw me writing in my journal and asked what I was doing. I explained that my grandfather got me started writing in a journal when I was a little boy. Keith said he wanted to start a journal, too, so I gave him a notebook.

He asked me what he should write about. I told him that I use my journal mostly to store

memories, but he can do whatever he wants—even draw pictures. He decided to sketch the two of us writing together in our journals, and he had me help him write a sentence about his picture.

Keith has stuck with his journal for a couple of weeks already. Now when he comes to my house, he can’t wait to share what he has written and drawn.♥





***GARDNER ROAD PTO OCTOBER2018
NEWSLETTER***

HALLOWEEN HOOPLA!!!

Gardner Road will be having its always popular, annual Fall Festival on Saturday October 20th at 5:00pm. Come join us for an evening of fun, games, and prizes. We're always in need of parents willing to volunteer their time to help make our events successful. If you are interested in helping please send an e-mail to pto.gardnerroad@gmail.com If you've expressed interest you will be contacted soon to help.

In addition to clipping your Boxtops, here are couple other ways to earn free money for our school:

SHOPAROO:

You can download the Shoparoo app onto your smartphone and select Gardner Road as your participating school. Then you scan all of your receipts with your phone's camera. The app will upload it securely and apply it to our school's account.

AMAZON SMILE:

If you shop on Amazon.com you can designate Gardner Road Elementary School as the charity you would like to donate to. Just sign up for Amazon Smile, and it will ask you which organization you prefer.

**October 8th:
No School**

**October 19th:
No School**

**October 20th:
Fall Festival
at 5:00**

**October 31st:
Parade at 1:20**

PTO BOARD:










President: Jennie O'Herron
Vice President: Lita Mata
Treasurer: Courtney Bola
Secretary: Stacy Witzel

pto.gardnerroad@gmail.com



Gardner Road Elementary School



Mon	Tue	Wed	Thu	Fri	Sat
1 Day 1	2 Day 2	3 Day 3	4 Day 4 PK to Smithhome Farms 	5 Day 5	6
8 No School 	9 Day 6	10 Day 1 1st Grade To Reisingers 	11 Day 2 Fire Prevention Week Assemblies 	12 Day 3	13
15 Day 4	16 Day 5	17 Day 6	18 Day 1 BOE Meeting HS MMC 6:00 	19 Superintendents Conference Day  No School Today	20 GRPTO 5:00—7:00 
22 Day 2	23 Day 3	24 Day 4 	25 Day 5	26 Day 6	27  MAKE A DIFFERENCE DAY
29 Day 1	30 Day 2	31 Day 3 HALLOWEEN PARADE 1:20	<u>Character Education - At Home - RESPONSIBILITY</u> *Discuss/choose an area for your child's backpack & school materials so they are always prepared for the day. *Involve children in shopping & meal planning. *Establish & reinforce a morning routine that your child can follow on their own. *Have child help with age appropriate household chores. *Check in with your child to make sure all school assignments are done daily.		