



Horseheads Central School District

Golden Star Gazette

March 2020

Gardner Road Elementary School

541 Gardner Road, Horseheads, New York 14845 (607) 739 – 6347

ppatterson@horseheadsdistrict.com



Dear Gardner Road Families –

Our Golden Stars are marching their way through the school year. There are lots of events happening in our school this month. This week, we will be celebrating Dr. Seuss for Read across America Day in honor of his birthday. If you haven't checked out all things Seuss as a family, go to <https://www.seussville.com/>. Our students will also see the Tri-Cities Opera perform Pinocchio on March 4 at Cohen Elementary. Our talent show is in just a few short weeks and it is always fun to see the many talents of our students. It is March 13th at 6:00 PM in the cafeteria. Watch on Facebook Live if you can't make it.

On March 31st, we will be conducting our evacuation drill from 9:15 – 10:15 by going to one of our evacuation locations, the LDS church on Broad Street. Please note that you will be unable to pick up your child or contact the office between these times as we will be conducting the drill.

Please see the flyer that came home about the St. Patrick's Day Parade. Our PTO is creating our first float this year as part of the parade. We look forward to your participation. Packets also came home about our 2nd annual Kids Marketplace and Innovation Night. Last year was so much fun and we look forward to even more participants. Good luck to Nithik and Niyati as they represent our school in the regional Scripps Spelling Bee on 3/28 in Corning vying for a spot to the National Scripps Spelling Bee.

To keep up to date with the happenings at our school, follow our [Facebook](#) and [Twitter](#) pages. Don't forget to listen in to Sunday Stories with the Principal at 7:00 pm each Sunday. All videos are posted so you can watch at a time convenient for your family! Please contact me if you need anything, have any questions or would just like to chat about our school/your child.

Your Partner in Education


Patrick Patterson - Principal



Inside the Gazette:

Page 2:

Main Office Updates

Page 3:

February Snapshots

Page 4:

Character Corner

School Mission & Vision



Included in the Online Newsletter:

Lunch Menu & March Calendar
The Rewards of Reading at Home
Digital Citizenship – March
Robotics Club Volunteers Needed
Parade Sign Up
Innovation Fair Packet
PTO News

GENERAL INFORMATION:

Gardner Road School Hours

8:00 a.m. to 2:25 p.m.

Tardy Bell – 8:15 AM

Gardner Road Office Hours

7:30 a.m. to 3:30 p.m.

Elementary Lunches (K-6)

Breakfast: \$ 1.25

Lunch \$ 2.10

**CHOOSE
TO BE
NICE**
choosetobenice.com



Moishe's Quote of the Month:

"A kind word never broke anyone's mouth." Irish Proverb

Gardner Road Main Office Updates:



Spring New York Assessment Dates (Grades 3 & 4):

English Language Arts: March 25th & 26th

Grade 4 Science Performance: May 19th

Math: April 22nd & 23rd

Grade 4 Science Written: June 1st

Parent Input – Class Placements for 2020 - 2021:

In the spring, we will begin to look at classroom placements for the year 2020 - 2021. We use a team approach for class placements and it is a long process. As you might imagine, we must take many things into consideration when making placements. We welcome your input on the learning environment your child learns best with in and you are welcome to share this in a letter to me. Please do not include in your letter a request for a certain teacher as we do not honor these requests. Please know that we do value parent input and if you have any information about your child you want us to consider during placement, please put it in writing and drop it off to the main office by Friday, May 1st.

2020-2021 Budget Development Calendar

The Board of Education and district are currently developing the proposed 2020-21 School Budget to be offered to voters May 19. Here is a schedule of public meetings regarding the proposed budget. All are welcome. The Multi-Media Center is located in the south wing of Horseheads High School.

Thursday, March 5	Budget Workshop, Multi-Media Center, 6pm
Thursday, March 19	Board of Education Regular Meeting, Multi-Media Center, 6 p.m.
Thursday, April 16	Budget Workshop, Multi-Media Center, 6pm
Wednesday, April 22	Board of Education Meeting, Multi-Media Center, 6 p.m.
Wednesday, May 5	(Tentative) Board of Education Candidates' Forum, Multi-Media Center, 6 p.m.
Thursday, May 7	Public Hearing, Multi-Media Center, 6 p.m.
Tuesday, May 19	Budget Vote/Board of Education Election, HS South Gym, 7 a.m. - 9 p.m.



For more information on the proposed budget, including videos and presentations from the Board of Education meetings above, please visit the district website at <https://horseheadsdistrict.com/Budget2020-21.cfm?school=District> Questions? Please email hcsdinfo@horseheadsdistrict.com or call (607) 739-5601, x4295.

Grade 4 Intermediate School Presentation and Self-Guided Tour

The Intermediate School will be hosting a presentation and self-guided tour for all current 4th graders. The presentation will be held on **Monday, March 23rd** in the **Middle School** cafeteria beginning at **6:00 PM**. Immediately following, students and families will have the opportunity to take a self-guided tour around the Intermediate School. Should you have any questions, please contact the Intermediate School office at 739-6366.



PLACEMENT INFORMATION FOR 5th GRADE at the Intermediate School

The Intermediate School will soon be completing 2020-2021 classroom placements for students. We create class sections with the intent to achieve a mix of students by ability, gender, personality, and individual special needs. While we are unable to honor specific requests for teachers, we value your input from a parent's perspective. If you have specific information about your child's needs which should be taken into consideration or a specific previous personal experience, please put them in writing and send them to the Intermediate School no later than **Thursday, April 2nd**. We look forward to working with you to ensure your child's academic success! Thank you!

February Snapshots



Check out more photos and events on our [Facebook Page!](#)



"We Succeed Because The Stars Lead!"

March's Character Trait is:

Character Education

Respect

- Treat other people the way you want to be treated
- Listen to what other people have to say
- Be accepting of others
- Be kind and courteous



Character Matters
Horseheads Central School District

Horseheads Central School District's Mission & Vision:



Horseheads Central School District sets the standard of educational excellence by fostering innovative thinking, curiosity, and a passion for learning to maximize the potential of each individual. We engage with our local and global communities to provide a student-centered, nurturing environment.

EXPLORE

EMPOWER

EXCEL

SAFE SCHOOLS LINE

795-2044 or
1-800-305-4984

Report a concern, rumor, bullying incident, or any safety issue anonymously and confidentially 24 hours a day.

PULL TOGETHER.



Proud Supporter of
School Matters!



Attend Today, Achieve Tomorrow

7 Digital Citizenship Rules

by @TopDogTeaching

- ☒ 1. I am building my digital footprint every day.
- ☒ 2. I will make safe and appropriate choices while on my device.
- ☒ 3. I will keep my private information private.
- ☒ 4. I will be respectful of myself and others while on my device.
- ☒ 5. I will never share my passwords.
- ☒ 6. I will report any and all bullying I see while on my device.
- ☒ 7. I will always give credit to sources I use.

@sylvia duckworth

Check our more great resources at:

<https://www.common sense media.org/>

**To report child abuse or neglect
call toll free 1-800-342-3720
or
ocfs.ny.gov/main/cps**



The Horseheads Central School District offers educational programs without regard to race, color, national origin, creed, religion, marital status, military status, sex, sexual orientation, age, gender identity, predisposing genetic characteristic, or disability, and provides equal access to applicable groups under the Boy Scouts of America Equal Access Act. Inquiries regarding this policy may be made to Caitlin DeFilippo, Title IX/DASA Coordinator, and Co-Civil Rights Compliance Officer; Anthony Gill, Co-Civil Rights Compliance Officer; or Kelly Squires, Section 504 Coordinator, Horseheads Central School District, One Raider Lane, Horseheads, NY 14845, (607) 739-5601.

The Dignity Act Coordinator (DAC) for the Horseheads Central School District is Caitlin DeFilippo, director of Human Resources. If there is a complaint regarding discrimination, harassment or bullying of any student, the complaint should be filed with Caitlin DeFilippo at One Raider Lane, Horseheads, NY 14845; 607-739-5601, x4211, or cdefilippo@horseheadsdistrict.com. The Dignity Act Coordinator (DAC) for Gardner Road Elementary is Patrick Patterson. Complaints regarding discrimination, harassment, or bullying of any student should be referred to Patrick Patterson at (607) 739 – 6347.

March with Gardner Road Elementary School



Saturday, March 14, 2020

Meet at the High School Track/Field House around 1:30

Parade starts at 2:00

The parade will be held on Saturday, March 14th at 2:00 pm. In an effort to ensure a smooth line up, the parade organizers are asking all schools to meet at the field house by the football field for staging after 1:00 PM. Students may be dropped off at the field house by accessing Division Street from Broad Street. There will be no parking on Division Street or at the field house. Parents may use Steuben Street or Carroll Street to get to parking or to exit the area. Other parade participants will gather at Thorne Street in the park area.

This year the parade will be coming from Thorne Street down Broad Street. The school district contingent will walk from the field house down Division Street and filter into the parade as it comes by on Broad Street. The official start of the parade will be on the east side of the railroad tracks in front of the Historical Society/Depot. The parade will proceed down Broad Street and then turn right onto Grand Central Avenue to Fletcher Street. Then the route will turn left on Fletcher Street to Main Street and then left on Main Street through Hanover Square and up to the Horseheads Fire Department. Our school group will stop at the Horseheads Fire Department and take a left onto Westlake Street.

Our students walking in the parade shall be picked up by their parents once we get to Westlake Street (across from the fire department). Thank you!

St. Patrick's Parade Sign Up – Gardner Road Elementary School

Please fill out the information and send this part of the notice back to school with your child so we have a count for participation. Please return this form by Wednesday, March 4th!



Student Name: _____ Teacher: _____

Parent Name(s): _____ Phone to call day of: _____

_____ I will donate a bag of candy for the students to hand out during the parade.

_____ My child will walk in the parade with school staff and I'll pick my child up after the parade around 2:30ish on Westlake Street.

_____ An adult will walk with my child in the parade: _____

Parent Signature: _____ Date: _____

2nd Annual Gardner Road Marketplace & Innovation Fair



May 15, 2020 from 5:00 PM – 6:30 PM in the GR GYM
Same night as the Spring Carnival 5:00 PM – 8:00 PM

Why a Marketplace/Innovation Fair?

The reason behind our fair is to provide students opportunities to build financial literacy skills and to help understand the concept of a potential future career. This fair also provides students with an opportunity to use their literacy, science and math knowledge in an authentic way in this project based learning opportunity. Along the way, we also hope our students engage in thoughtful opportunities to be critical thinkers, be creative, collaborate with others and communicate their ideas effectively to promote their product or idea.

What will students need to do?

Students who chose to participate can do so in one of two ways.

- (1) Start a business to sell a product related to the theme above
- (2) Create an innovative project to share learning related to the theme above

Other important information to know:

This project is **optional** for students to participate in. The projects **will not be graded**. Please also know that there **will not be any prizes** awarded at the fair. The purpose of the fair is to carry out the business plan students have created and/or share learning that was gained with while completing the innovative project.

How to Sign Up:

All students looking to participate must return the “Parent-Student Consent/Contact and Code of Conduct” in the back of this packet. The other forms inside the packet are to be used with families in preparation for the culminating event on May 15, 2020. Students that sign up will be given reminders for the upcoming event. Mr. Patterson and a volunteer will also touch base with each student/partnership of students to discuss the project during the month of April to check in on progress and help with any questions.

Deadline to Sign up:

March 19, 2020

Marketplace for



Educating Emerging Entrepreneurs

Gardner Road Marketplace and Innovation Fair

Business Marketplace Details

Grades 2nd – 4th Only

Student entrepreneurs who join will:

- may work independently or in a partnership to start up their own business
- have the opportunity sell their goods and/or services during the culminating event
- may need to take out a loan (see details below) with a family member to begin their business endeavor
- create a business plan, name their business and then produce their good /product for sale
- create advertisements to promote their good and/or service (will be posted in our school prior to the event)
- understand that the market place is real
 - o so the good/service must be real
 - o money transactions will be real – cash only event
- be able to sell their service/product and make change with no parent support at the culminating event
- consider donating any net profits to local nonprofits/charities in our local community
- be aware that whether the business experience is financially successful or unsuccessful, our entrepreneurs will learn from the experience
- celebrate successes throughout the experience
- embrace the ‘power of yet’ throughout the experience
- sign a ‘Code of Conduct’ and ‘Contact Information Form’

Gardner Road Marketplace and Innovation Fair

Business Plan Worksheet

1: What is the good/product or service that your business will be creating?

2A: What supplies and equipment will your business need?

2B: What are the anticipated costs? _____

3A: What promotional materials will you need to sell your product or service?

3B: What are the anticipated costs? _____

4: What is the **total anticipated funds** needed for your business (Add lines 3B and 4B)? _____

5A: How many items do you plan to sell? _____

5B: How much item need to sell for in order to cover business costs and to make a profit? _____



Gardner Road Marketplace and Innovation Fair

Financing Your Business

Most, if not all, businesses require some money to get started to purchase materials, supplies and equipment. You will need to purchase these things unless you can borrow them from someone. Here are common ways to fund a new business if you need support:

- **Use your Own Savings:** Talk with your parent to see if it is okay to spend some of your savings to launch the business
- **Earn It:** Talk with your parents on ways to earn money around the house to gain saving to launch your business.
- **Borrow It:** Arrange a business loan with your parents. Be sure to use a loan agreement that include the terms of the loan, the amount you will borrow and how and when you will pay the loan back. If this is your decision, use the loan agreement form below with your family.

Business Loan Agreement



_____ agrees to loan _____
Lender Borrower

_____ dollars to use as startup money for his/her business venture.

The loan will be repaid in full by _____. I (or we) will repay the loan by

(describe how you will repayment)

Signature of Lender

Signature of Borrower

*** This loan is for a small business that may or may not be financially successful. This loan shall be repaid with any revenue that is made before any profit can be kept from the borrower(s). If the loan cannot be repaid in full, the borrower must be able to explain what happened and what they learned before the loan can be forgiven from the lender.

Marketplace for



Igniting the Spirit of Innovation!

Gardner Road Marketplace and Innovation Fair **Innovation Fair Details**

Grades PK – 4th Grade

Student innovators who join will:

- may work on one of the options below independently or in a partnership
 - solve a meaningful real-world problem of your choice
 - have a clear question that you want to investigate with a solution
 - investigate a scientific concept and share what you learned
- the final product should include:
 - information you and/or your team investigated and learned about
 - how will your project impact our community in a positive way
 - what were some of the most important things you learned
 - what are you still wondering about
- the final product could be a:
 - website, video, poster board presentation, or some other form that allows you to share what you learned
- answer questions during the event without parent support
- celebrate successes throughout the experience
- embrace the ‘power of yet’ throughout the experience
- sign a ‘Code of Conduct’ and ‘Contact Information Form’

Gardner Road Marketplace and Innovation Fair

Frequently Asked Questions

How can I help my child?

- help your child select a project that they are excited about whether it is making a good, providing a service or being an innovator
- let your child take his/her time on growing their idea – this sometimes takes time (the focus should be the process, not the product)
- encourage your child with a ‘growth mindset’ as the project will have ups and downs, struggles and successes
- be sure that the chosen project will be something your child can do independently at the event
- sign a loan agreement if your child needs start-up money for their business
- help your child get supplies – reinforce less expenses mean more revenue
- help your child learn new skills
- encourage your child to be a leader
- if your child is an entrepreneur, provide business advice on name, publicity ideas, how to communicate with customers, practice making change, offer advice on sales pitch ideas about the product not the price
- if your child is an entrepreneur and the product is food, please be mindful of possible allergies and include this information.
- if your child is being an innovator, help them find resources to innovate, pose questions to get your child to think deeper about the problem and/or viability of the solution and coach them on interviewing skills
- ensure your child stays safe

Can my child do a partnership?

- Yes. We suggest that the parents of the partners talk how a partnership works. There are benefits of working alone and together.
 - o Working alone has benefits such as: making your own decisions, the profits are your own, you can work on your own schedule and if the business is not successful, you don’t risk a friendship.
 - o Working together has benefits such as: sharing financial risks, more ideas are shared for a possibly stronger project/business, share the work load and it can be fun working with a friend.
- If your child works with a partner, they should complete a partnership agreement – see attached. This will help define their work expectations and roles. Here are some questions to consider before becoming partners:
 - o Is your partner dependable?
 - o Is your partner trustworthy?
 - o Do you and your partner work well together?
 - o Will your partner share the workload?
 - o Does your partner care as much about the project as much as you?

What are Sample Projects?

Business - Goods	Business - Services	Innovation Project
Make candles, pot holders or an item that people may want for their home	snow removal or yard clean-up	investigate a problem in our community and see how you could help fix it
Design t-shirts or jewelry and make them	Purchasing flower bulbs and planting them	build an invention or complete a science fair style project
https://smallbiztrends.com/2016/11/business-ideas-for-kids.html		create a video or website promoting how to reduce, reuse and recycle

Gardner Road Marketplace and Innovation Fair

Parent-Student Consent/Contact and Code of Conduct – Return to Mr. Patterson

- I understand that this project is voluntary
- I promise to be ethical while completing the project and the work will be my own
- I promise to do my best
- I understand that the purpose of the project is learn how it feels to be an business owner or innovator
- I know that I can ask my parents/guardians for help and guidance but the project should be completed by me and my group of friends
- I will maintain a positive mindset throughout the project (power of yet)
- If I work with a group, I promise to collaborate, be kind, listen to all points of view and share the work equally

I have chosen to:

_____ be a student entrepreneur and create a business

_____ be an student innovator and solve a real-world problem

I am:

_____ working on my own

_____ working with a partner(s)- please name who _____

Please provide a brief description of the work that you will complete:

Student Signature

Student Name

Homeroom

I allow my child to participate in the Gardner Road Marketplace and Innovation Fair

Parent Signature

E-mail contact

Gardner Road Marketplace and Innovation Fair

Partnership Agreement – Return to Mr. Patterson

Partner One

Partner Two

Partner Three

____ Business Plan

____ Innovation Project

How will the work be divided equally?

How will the costs be shared?

If we cannot come to an agreement on certain business matters, the following adult(s) have agreed to act as or mediator?

Name of mediator(s): _____

Signature of Parents:

Student #1

Parent

Student #2

Parent

Student #3

Parent

Report to PARENTS

The Rewards of Reading

The seeds for success in the classroom are sown at home. Encouraging children to read at home is one of the most powerful ways that parents can support students' learning. Just 15 minutes of reading at home per day can make a difference in students' reading fluency. Prioritize reading with these tips.

Always have books on hand. Keep a book in your bag or your car's glove compartment so your child can read in the car, or while waiting in line at the grocery store. Make regular trips to the library, and keep an eye out for books at bargain sales or garage sales. Or, consider holding a "book swap" with neighbors and friends. For birthdays or holidays, give your child new reading material.

Keep it up. Find ways to encourage your child to pick up new reading material to read once one book is finished. For instance, introduce him or her to a series or ask your librarian for books by the same author. Draft a "to-read" list that your child can check off. Consider subscribing your child to a magazine for kids.

Focus on their interests. Encourage your child to check out books from the library that feature characters or topics he or she is interested in. Whether it's NASCAR to NASA, the topic doesn't matter (as long as it's age-appropriate), as long as your child is reading.

Read out loud together. Schedule time to read aloud together, taking turns to read passages. Invite your entire family to participate. Use different voices for different characters, or invite your child to make sound effects for the story.

Make it a routine. Consider how to make reading habitual. Your family could have a weekly read-aloud session, or you and your child could read each week before bed.

Be a patient listener. No matter how slowly your young learner reads, avoid finishing sentences for your child.

Gently correct mistakes, sound out words together, and let your child know you're proud.

Cut the distractions. During reading time, turn off or put away electronic devices. Make sure you follow the rule, too.

Ask questions. Ask your child about what he or she is reading in school or what you are reading together. Try open-ended questions such as, "Why do you think the character did that?," "What would you do if you were in that situation?," or "What do you think will happen next?"


Read beyond books. Invite your child to read menus, greeting cards, movie listings, newspaper comic strips, or directions to a destination. Word recognition is an important step for reading fluency, so consider using strips of paper and tape to label everyday objects in your home to boost your child's familiarity with words.



Web Resources

Visit **Reading Rockets Parent Tips** page for specific activities for readers of various age groups.

www.pbs.org/launchingreaders/parenttips.html



***GARDNER ROAD PTO MARCH 2020
NEWSLETTER***

***MARCH FAMILY
FUN NIGHT***

HEIGHTS THEATRE

March Family Fun Night will be at the Elmira Heights Movie Theatre on March 20. More information coming home soon.

**March 3:
Spring Pictures**

**March 13:
Talent Show
Cafeteria
6:00**

**March 20:
No School**

**March 25 and 26:
ELA Testing**

PTO BOARD:

President: Lita Mata
Vice President: Stephanie Thomas
Treasurer: Autumn Osborne
Secretary: Stacy Witzel

pto.gardnerroad@gmail.com

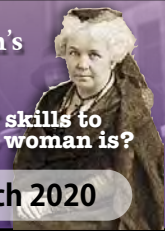


Digital Citizen News

March 2020

National Women's
History Month


Can you use your skills to
find out who this woman is?



Volume 3 : Issue 7 - March 2020

IDENTITY THEFT

AND YOUR CHILDREN

 It is never too early to protect your children from identity theft!

According to the Federal Trade Commission's **Child Identity Theft** webpage, "A child's Social Security number can be used by identity thieves to apply for government benefits, open bank and credit card accounts, apply for a loan or utility service, or rent a place to live."

Here are five steps you can take to help protect your children from becoming victims of identity theft:

- Look for red flags. ...
- Find out if your child has a credit report. ...
- Freeze it. ...
- Be vigilant in protecting your child's sensitive information. ...
- Review online safety.

It can take families years to undo the damage caused by identity thieves. ... Freezing a child's credit doesn't prevent personal information from being stolen, but it does stop thieves from opening fraudulent accounts with the child's social security number.

Parents and Guardians can freeze credit for minors, under the age of 16, until the child is old enough to use it. When your child turns 16, you'll need to lift the credit freeze before the child applies for any new credit, applies for a job, a loan for tuition or a car, or needs to rent an apartment.

IdentityTheft.gov (from the Federal Trade Commission)
<http://go.gstric.org/307-idtheft>

Child Identity Theft (from the Federal Trade Commission)
<http://go.gstric.org/307-idtheft-child>

Identity Theft Central - The Internal Revenue Service (IRS)
<http://go.gstric.org/307-idtheft-central>

Equifax (1-800-349-9960)
<http://go.gstric.org/307-equifax>

Experian (1-888-397-3742)
<http://go.gstric.org/307-experian>

TransUnion (1-888-909-8872)
<http://go.gstric.org/307-transunion>



Melissa McCarthy plays an aggressive identity thief in the Universal Pictures movie of the same name, co-starring Jason Bateman. (released in 2013)

Does your minor child have a credit history?

As of Sept. 21, 2018, a new federal law, Section 301 of the Economic Growth, Regulatory Relief, and Consumer Protection Act (P.L. 115-174), allows people to freeze and unfreeze their credit at the three major credit bureaus, **Equifax**, **Experian** and **TransUnion**, without being charged.



March 8th, 2020



is International Women's Day
Celebrate Women!



**In honor of Women's History Month,
try these challenges ...**

Challenge #1 : Can you find the identity of the woman in the top right corner of this page? Who is she? What did she do?

Challenge #2 : Can you find the name and accomplishments of a famous American woman in any of these fields; Politics, Science, Business, Athletics/Sports, Music or Art, Poetry or Dance, Literature or Philosophy?

Challenge #3 : Can you find the name and accomplishments of a well-known woman in your local town, city, or state?

When you have completed your investigations, send your findings in an email to dc@gstboces.org. We would love to read your answers and to share them in a future newsletter.

Good Luck Digital Detectives!



Creating a High School Cell-phone Policy Accepted by Staff & Students



The Spencer-Van Etten High School uses several tools to manage cell phone usage for high school students throughout the instructional school day. Students are required to fill out and sign, (along with their parents/guardians) two district forms in the beginning of each school year. These forms grant access for students to use their cell phones at school with rules they need to follow.



The forms that they fill out are as follows:

1. Mobile Communication Device Privilege Form -

This form states that using a cell phone is a privilege with responsibility, and that the use of a mobile

communication device is prohibited in all instructional areas unless it is utilized for educational reasons and authorized by the supervising staff member. The devices are to be turned off and stored according to the staff member's instructions.

2. Student Wi-Fi Agreement Form – Once this form is signed and returned students are placed in a special Active Directory group that gives them access to sign into the student wireless group in the high school where their internet use is filtered by the Content Keeper device. Students are instructed to use the schools filtered internet exclusively while using their cell phones at school to comply with the Children's Internet Protection Act (CIPA). (<http://go.gstric.org/307-CIPA>)

These signed forms are kept on file throughout the school year and reviewed by staff to make sure all students have turned them in if they use a cell phone at school.

This year the high school administrators added posters throughout the building that were placed on classroom doors to indicate that instructional areas are "Cell Free Zones" (red) where phones are not to be used. Other areas like hallways, the cafeteria, etc. are designated as "Cell Friendly Zones" (green) where students can use their cell phones according to the rules in the agreements. If students have a question whether they can use their cell phone in a specific location, all they have to do is look for the green zone or red zone poster in that area to answer their question. Teachers have indicated that it is much easier to maintain a cell free zone in their classrooms this year with the addition of the poster reminders.

Cell phone holders (shoe holders) have been purchased and hung up in all classrooms so students can safely store their devices as they are learning. Students like having their devices in the wall holder pockets so they are not tempted to constantly check their phones for messages or notifications.

The S-VE High School administrators and staff continue to work together to find solutions for safe student cell phone use while keeping classrooms for learning.

Mobile Communication Device School Use Privilege Application

This policy is meant to help maintain an educational focus in the school environment and respect the needs of our students to have reasonable access to their phones and other electronic devices. We acknowledge that this is the age of instant communication; however we must maintain the proper educational environment for our students and faculty.

Remember, with privilege comes responsibility.

The use of mobile communication devices is prohibited in all instructional areas (this includes the auditorium during assemblies) unless it is utilized for educational reasons and authorized by the supervising staff member. The devices are to be turned off and stored according to the staff member's instructions.

According to the Children's Internet Protection Act (CIPA) students are not permitted to access the internet on privately owned devices while at school. Therefore, students who access the internet at school without permission from a staff member while using their phone, i-pad, or tablet are in violation of this policy. The school Wi-Fi can be accessed if the Wi-Fi Agreement is signed and returned.

Violations of the privilege and/or use of a device which constitutes a violation of other discipline policies will result in disciplinary action. This may include confiscation of the device, retrieval by appointment (parents only), loss of privilege, and/or possible further disciplinary actions up to and including suspension from school.

You must obtain consent for any pictures, videos, or recordings of any sort from all people involved in such recordings. You must refrain from any use of your mobile device when in a private area (locker room, restroom, dressing area, offices, etc.). This violation may result in the immediate confiscation of the recording device and additional consequences may be imposed. Be aware that recordings without consent, especially in private areas will result in consequences which could include the criminal code.

The administration reserves the right to make the final determination in each case.

Created 8-2011, Updated 8-2019

Spencer-Van Etten High School Student Wi-Fi Agreement

Student Name: _____ Grade: _____
Date: _____
Device Type: _____ Identification: _____
• To find identification number on iPhone go to Settings, General, About and use Wi-Fi Address.
• To find identification number on Android phone go to Settings, About device, Status and use Wi-Fi Mac Address.

You will need to be on the Spencer-Van Etten Wi-Fi network when using your cell phone, laptop or tablet at school this year. We will review your internet usage including where you have been and what you have done if you misuse the network.

Adherence to the following guidelines is required.

Student Expectations:

- I will follow our current Acceptable Use Policy when using my device at school.
- I agree to exclusively use the school's wireless network while using my personal mobile learning device. If I am using a smartphone, I will turn on school Wi-Fi on my device and log in to the school's wireless network. I will not use my cell network during the school day as this is against the school's CIPA compliance to provide filtered internet to all students.
- I will only use my device in designated classrooms for direct school purposes as directed by my teachers on the school's wireless network.
- I am completely responsible for the security and usage of my device. I will keep my device locked up or on my possession when not in use. The school is not responsible for loss or damage to my personal device while at school.
- I will refrain from using the device for any other purpose than what the instructor or supervisor has asked while in school. I also agree to refrain from using Facebook or any other personal social media, will not download apps, music or other programs while on the school network without the permission of an instructor or the technology staff.
- I will turn over my device if asked by a teacher or adult school employee. I know I will be given an opportunity to explain the situation when I later speak to the classroom teacher or administrator.

Consequences of misuse of our Wi-Fi network

- First offense we will warn you of inappropriate sites you have been accessing.
- Second offense you will lose your access to the wireless network for 2 weeks.
- Third offense you will lose access to our wireless network.

Connecting to Wi-Fi: You will be granted access to the school's wireless network.

In your signed
your school

The two documents shown to the right are described in the article. You can download copies by following these links.

Mobile Communication Device School Use Privilege Application - <http://go.gstric.org/307-SVE-APPL>

Spencer-Van Etten High School Student Wi-Fi Agreement - <http://go.gstric.org/307-SVE-AGREE>



Just Use Your Common Sense! PART 1



“Common Sense is dedicated to improving the lives of kids and families by providing the trustworthy information, education, and independent voices they need to thrive in the 21st century.”

<http://go.gstric.org/common-sense-ed>

Media Balance & Well-Being

Privacy & Security

Digital Footprint & Identity

Relationships & Identity

Cyberbullying, Digital Drama & Hate Speech

New & Media Literacy

Each grade level has 6 total lessons, 1 for each of the topics listed above, to be addressed throughout the year. The lesson times range from 20 minutes for younger students to an hour for older students. Detailed lesson plans can be **searched by grade level and/or topic**.

Included in each lesson are an essential question, key vocabulary, estimated time breakdown, lesson slides, related handouts, a quiz, and family resources to be used for at-home follow-up all organized for easy access and quick delivery in our busy teaching lives.

To illustrate, the image to the right is a 4th grade lesson on **My Media Choices**, in the **Media Balance & Well-Being** topic area, which addresses the essential question, “**What makes a healthy media choice?**” Further inspection shows a lesson snapshot and breakdown and everything you will need to deliver or modify the lesson.

4th Grade

MEDIA BALANCE & WELL-BEING

My Media Choices

What makes a healthy media choice?

We all make choices every day about the media we consume and create. But do kids understand what makes a media choice healthy or not? Hint: It's about more than just screen time. Use the activities in this lesson to give kids a framework for making informed media choices.

Students will be able to:

- Learn the “What? When? How Much?” framework for describing their media choices.
- Use this framework and their emotional responses to evaluate how healthy different types of media choices are.
- Begin to develop their own definition of a healthy media balance.

Lesson Snapshot

Estimated time: 45 mins.

Warm Up:	How Media Can Make Us Feel	10 mins.
Explore:	My Media Choices	15 mins.
Evaluate:	Media Balance Reflection	10 mins.
	What Is Media Balance?	10 mins.

Curriculum link - <http://go.gstric.org/307-dc-curriculum>

Direct link to the lesson above <http://go.gstric.org/307-grade4>

(You will need to create a free account to download resources)



Hi! I am the editor of this newsletter. I have to jump in here to say that CommonSense Education is one of my favorite sites. It has so many useful resources that you can find a lot of things in just a few minutes. Use our links at the right to visit them!



New York State's Dignity for All Students Act (DASA) seeks to provide students with a safe, supportive, and positive environment free from discrimination, intimidation, taunting, harassment, and bullying on school property, a school bus, or at a school function.

DASA is a tool for students to report behavior that they find to be discriminatory, abusive, or falling under the description of bullying. The legislation applies to both students' peers and staff members who exhibit the above behaviors. Each school district designates a contact for conducting DASA reports and those individuals will help the student to navigate the process. If you feel that you are being discriminated, abused, or bullied in school, you have the right to file a DASA report. If you do not know who your school's DASA contact is, you may find that information on your schools' website, or ask at your school's main office.

For more DASA resources, navigate to <http://www.p12.nysed.gov/dignityact/>



**MARCH
2020**



**ATTENTION
DIGITAL CITIZENS!
FIND
THE**

POT OF GOLD

**AT THE
END
OF THE**

INTERNET



**Learn a new
Technology Skill**
(move ahead 1 →)

**Be Nice
Online**

(move ahead 2 →)

**Send a
Nasty Tweet**

(← go back 2)

**Think Before
You Post**
(move ahead 1 ↓)

**Act With
Integrity**
(↓ move ahead 1)

**Stand Up
For Yourself**
(← move ahead 1)

**Harass
Someone
via Email**
(go back 2 →)

**Help Others
to Succeed**
(← move ahead 2)

**Pay
More
Attention to People
than to Devices**
(move ahead 2 →)

**Create a
Fake Account**
(← go back 2)

**Become
a Good
Digital Citizen**
(move ahead 1 →)

**YOU
WIN !**



March 2020



Gardner Road Elementary School



Monday	Tuesday	Wednesday	Thursday	Friday
<p>2 Day 5</p>	<p>3 Day 6</p>	<p>4 Day 1</p> <p>Tri-Cities Opera field trip @ Cohen Elem. (see details on back)</p>	<p>5 Day 2</p> <p>BOE Budget Workshop HS—MMC 6pm</p>	<p>6 Day 3</p>
<p>9 Day 4</p>	<p>10 Day 5</p> <p>UPK Registration 9am - 2 pm by appointment HS—MMC</p>	<p>11 Day 6</p> <p>UPK Registration 4-6 pm by appointment HS—MMC</p>	<p>12 Day 1</p>	<p>13 Day 2</p> <p>Talent Show 6:00 GR Café'</p>
<p>16 Day 3</p> <p>3/14: St. Patrick Parade 2:00</p>	<p>17 Day 4</p>	<p>18 Day 5</p>	<p>19 Day 6</p> <p>BOE Meeting HS—MMC 6pm</p>	<p>20 NO SCHOOL</p> <p>Superintendent's Conference Day</p> <p>GRPTO Movie Night at Heights Theater</p>
<p>23 Day 1</p> <p>4th to 5th Presentation/ Open House MS Café 6:00 PM</p>	<p>24 Day 2</p> <p>UPK Registration 9am - 2 pm by appointment HS—MMC</p>	<p>25 Day 3</p> <p>NYS ELA</p> <p>UPK Registration 4-6 pm by appointment HS - MMC</p>	<p>26 Day 4</p> <p>NYS ELA</p>	<p>27 Day 5</p>
<p>30 Day 6</p> <p>3/28: Regional Scripps Spelling Bee—Corning MS 9:00</p>	<p>31 Day 1</p> <p>Evacuation Drill to LDS Church 9:15</p>	<p><u>Character Education Monthly Focus: Respect</u></p> <ul style="list-style-type: none"> - Show respect for the Earth. - Point out and praise children for showing respect. 		