

Horseheads Middle School

May, 2021



THINK Edition

Contact Us!

607-739-6357 • <http://Horseheadsdistrict.com/HHMS.cfm>

What's Happening at HMS

4/2/21 - 4/9/21

Spring Break

4/15/21

Budget Workshop, 6:00pm

Livestreamed; See Pg. 3

4/16/21

3rd Marking Period ends

4/19/21 - 4/22/21

State Assessment - ELA

See Page Two

4/20/21 & 4/22/21

Report Cards Issued

**Cohort A & B distributed at school
100% Remote Students will be mailed**

4/22/21

Earth Day



State Assessments are On

Schools are required to administer the
New York State Assessments this year.
Dates are posted on page 2.

New Form for School Physicals

Physicals are required for 7th grade students
and new entrants to the district.

See page 7-8 for the new form.

Materials Pickup for 100% Remote Students

A materials pickup has been scheduled for the week of
April 12. It will run from 8:00am -2:00pm.



Spring has finally
sprung! A happy
bluebird, New York
state bird.

- I Love NY.com



State Assessments



English Language Arts State Testing Begins April 19th

Testing Plan under the Current Learning Model

Cohort A students and remote cohort A students will test on **April 19th**. Our in-person learners should arrive at school by **7:40** so they can attend their first period class. Our 100% remote learners should arrive at school no later than **8:15**, so they can be ready to test at 8:25 with our in-person learners.

Cohort B students and remote cohort B students will test on **April 22nd**. Our in-person learners should arrive at school by 7:40 so they can attend their first period class. Our 100% remote learners should arrive at school no later than 8:15, so they can be ready to test at 8:25 with our in-person learners.

Students who are in Cohort A and B will test on the Cohort A day.

Testing will conclude by 9:55

Testing Plan if the District Switches to Four Days per Week In-Person Instruction

All students will test on **April 19th**. Our In person learners should arrive at school by 7:40 so they can attend their first period class. Our 100% remote learners should arrive at school no later than 8:15, so they can be ready to test at 8:25 with our in-person learners.

Testing will conclude by 9:55

Testing Day Class Schedule for all Learners

Morning Announcements: 7:45 – 7:50

Period 1 – 7:50 – 8:20

Testing Period – 8:25 -9:55

Period 2 – 9:58 – 10:28

Period 5 – 10:31 – 11:15 (lunch groups switch at 10:53)

Period 6 – 11:18 – 12:02 (lunch groups switch at 11:40)

Period 7 – 12:05 – 12:49 (lunch groups switch at 12:27)

Period 3 – 12:52 – 1:22

Period 4 – 1:25 – 1:55

Period 8 – 1:58 – 2:28

Announcements – 2:28 – 2:30 (students remain in period 8 for announcements)

Period 9 – 2:33 – 3:05

New York State will not allow students to take the ELA assessment at home. However, students wanting to take the ELA assessment, may do so at school. The ELA assessment is optional for our 100% remote learners.



Raider News



Progress Reports / Report Cards

Parents are informed of student progress in two ways. Progress reports are sent home with students at the five-week point of each marking period. A report card is sent home with students at the end of the ten-week marking period. We encourage parents to sign-up for Parent Portal to help keep track of your student's progress between the reporting periods.

Distinguished High Honor Roll 95-100
High Honor Roll 90-94.99
Honor Roll 85-89.99
Failing Grade 64.0 or lower in any course

Report Cards will be available to view online beginning April 20 through your Parent Portal account. Copies will be sent home with students. Report Cards for 100% remote students will be mailed.

Note: A failing grade in any course will result in elimination from any Honor Roll consideration.

NJHS Students to Offer Peer Tutoring

The National Junior Honor Society (NJHS) will be offering online tutoring sessions every Wednesday from 11:30-12:30. Interested students simply need to fill out the form posted in the Student Council itslearning page before the Wednesday they plan to attend. They will receive a Zoom link for that week's tutoring session in their email.

Students may attend one session or many sessions - whatever best suits their schedules and their needs. Tutoring sessions will continue through the end of the school year, so students are welcome to sign up and drop in whenever they need help.

*Thanks to Ms. Kelly and Ms. Leland,
NJHS Advisors*

Parent Portal

Don't have Parent Portal? Please visit our website. In the "QuickLinks" section in the middle, near the bottom, hover over "Parent Portal". You will be directed to complete a short form online. If you have questions, please call Karen McLain at 739-5601, x4251 or email kmclain@horseheadsdistrict.com.

Checking your student's grades on Parent Portal? The URL for a computer browser is:

<https://schooltool.horseheadsdistrict.com>

The URL for the mobile app is:

<https://schooltool.horseheadsdistrict.com/sthhweb>





Raider News



Youth Bureau Plans for the Summer

Voice your Opinion and Choose Activities you'll Love!

The Chemung County Youth Bureau is in the process of planning for this coming summer. One of the programs they operate is a county-wide SPOT Summer Program, a FREE drop-in recreational events/program for teens (12-15 years of age) in the community. The Youth Bureau is looking for *student feedback* on activities to offer through a brief, three question survey linked below. Please call the Youth Bureau with any questions: (607) 739-3517.

Click here to take the survey: <https://www.surveymonkey.com/r/FYQGLPL>



Be your Best Self Bookshelf



The Middle School Library has recently formed a new space for students called the "Being Your Best Self Bookshelf". The new bookshelf is centrally located near the graphic novel collection. Librarian Ms. Heidrich plans on keeping the shelf filled with current social-emotional themed titles and place some bright chairs nearby for students to sit and read. Students are dealing with different emotions regarding the pandemic. Ms. Heidrich hopes that the new space will offer healthy social and emotional skills during this difficult time.

There is also a cart that can be used by a whole class or wheeled to small groups in the school. The cart and organizational supplies would be useful for distributing bookmarks, positive messages and SEL material as well as supplies for students to record, journal or respond to what they have read.

YEARBOOK SALE

To order your 2020-2021 Middle School yearbook go to the following website: ybpay.lifetouch.com.

Enter the Yearbook ID code 11056521 and then follow the easy on- screen ordering instructions.

The cost is \$ 20.00 and all major credit cards are accepted. The Middle School will not be handling any yearbook payments.

If you need further information or details, please call 1-800-453-9764.

All yearbooks must be ordered online. The deadline for ordering is March 31st. School Yearbooks will be distributed in June, barring any delays.



Raider News



Science Olympiad Team Sweeps the Competition!

Teams Horseheads 1 and Horseheads 2 took first and second place at the recent Science Olympiad Regionals Competition March 6 at Maine-Endwell. Horseheads competed against two other teams from Johnson City and Deposit.

The Olympians swept gold medals in all 15 events, and 14 out of 15 silver medals. The state competition will be Saturday, April 17. Good luck Raiders! Congratulations to coaches Mr. Steele and Mr. Johnson. Members of the team are:

Adam Bailey
Hailie Bockus
Chauntel Berry
Liliana Hall
Gabby Ives
Nathan Johnson
Anika Kamaraju
Jiwoo Kim
Sophia Lorenz



Santiago Moreira
Dylan Nguyen
Grace Stratton
Ian Suh
Clara Thompson
Thai Tran
Connor Trimber
Nathan Zhou



Important Contact Information

Safe Schools Hotline - 607-795-2044

Middle School Phone Number - 607-739-6357

Middle School Website - <http://www.horseheadsdistrict.com/HHMS.cfm>

Horseheads District Phone Number - 607-739-5601

Horseheads District Website - <http://www.horseheadsdistrict.com/index.cfm>

Athletic Office Phone Number - 607-739-5601 x4254

Athletic Office Website - <http://www.horseheadsdistrict.com/athletics.cfm>



Raider Sports News



Modified Sports

Current season:

Spring modified sports start date:
4/26/21

Spring sports registration opens: 3/27/21
Click here for online registration:
[FamilyID](#)

GOOD LUCK RAIDERS!

Due to COVID-19, NYS Guidelines for sports physicals have been changed. You may now use a sports physical from the last two years (dated 2018-19 or newer). If you have any questions, click on the link: bconklin@horseheadsdistrict.com or call the Athletic Department at (607) 739-5601, x4254.



*Lost your lunch box?
Misplaced your math
book? Come to the
Main Office and check
the blue bins under-
neath the table.*

Character Trait of the Month **Responsibility**

Students are expected to:

- come to school/class prepared, on time and ready to learn.
- complete all homework, class work and class projects to the best of their ability.
- know and understand school policies and procedures and accept the direction of teachers and school officials





Horseheads 2021-22 Budget Development



The Board of Education and district are currently developing the proposed 2021-22 School Budget. The global pandemic, now nearing a year, has led to a challenging time for budgets in our district, nation, state and homes. The board will continue budget development at their next several meetings until the final adoption of the budget to be offered to voters May 18. All meetings begin at 6pm and are held via zoom with live streaming. Here is the schedule:

Thursday, April 15

Budget Workshop

Thursday, May 5

Tentative Board Candidates' Forum

Thursday, May 6

Public Hearing on 2021-22 Budget

Tuesday, May 18

**Budget Vote/Board of Education Election, High School South Gym,
7 a.m. - 9 p.m.**



All meetings are live streamed (at <http://ideas.gstboces.org/hhds/>), recorded, and posted to the district website. As reported prior to the January meeting, public comment is allowed via zoom at the meeting's designated location. For more information on the process, schedule, and locations click here: [HCSD Board of Education](#).

Questions about the budget or voting? Email the district at hcsdinfo@horseheadsdistrict.com or call (607) 739-5601, x4295.

Beginning with the January 21, 2021 meeting, the Board will allow live comments during the question and comment section of the meeting, following a strict procedure to adhere to safety precautions. Following is the procedure for those who wish to comment live:

1. Please arrive at 5:50 pm at the designated location for the board meeting.
2. Check in, complete health screening, and follow all school safety protocols
3. Use the established socially distanced, remote computer connection to participate. Follow [Board of Education Policy 2370 for Public Participation at Board Meetings](#)
4. Adhere to participation time limits.
5. Please check out and leave the premises upon commenting so that others may comment and the meeting may continue.

**Speak
Up!**



Horseheads School Health Exam Form - [health-exam-form.pdf](#)

Effective February 1, 2021, this new universal NYS school physical exam form will be the only form acceptable; any other form will be non-valid. Parents, please make sure you have the correct form.

REQUIRED NYS SCHOOL HEALTH EXAMINATION FORM TO BE COMPLETED BY PRIVATE HEALTH CARE PROVIDER OR SCHOOL MEDICAL DIRECTOR IF AN AREA IS NOT ASSESSED INDICATE NOT DONE					
Note: NYSED requires a physical exam for new entrants and students in Grades Pre-K or K, 1, 3, 5, 7, 9 & 11; annually for interscholastic sports; and working papers as needed; or as required by the Committee on Special Education (CSE) or Committee on Pre-School Special education (CPSE).					
STUDENT INFORMATION					
Name				Sex: <input type="checkbox"/> M <input type="checkbox"/> F	DOB:
School:				Grade:	Exam Date:
HEALTH HISTORY					
Allergies <input type="checkbox"/> No <input type="checkbox"/> Yes, indicate type		Type: <input type="checkbox"/> Medication/Treatment Order Attached <input type="checkbox"/> Anaphylaxis Care Plan Attached			
Asthma <input type="checkbox"/> No <input type="checkbox"/> Yes, indicate type		<input type="checkbox"/> Intermittent <input type="checkbox"/> Persistent <input type="checkbox"/> Other : <input type="checkbox"/> Medication/Treatment Order Attached <input type="checkbox"/> Asthma Care Plan Attached			
Seizures <input type="checkbox"/> No <input type="checkbox"/> Yes, indicate type		Type: <input type="checkbox"/> Medication/Treatment Order Attached		Date of last seizure: <input type="checkbox"/> Seizure Care Plan Attached	
Diabetes <input type="checkbox"/> No <input type="checkbox"/> Yes, indicate type		Type: <input type="checkbox"/> 1 <input type="checkbox"/> 2 <input type="checkbox"/> Medication/Treatment Order Attached <input type="checkbox"/> Diabetes Medical Mgmt. Plan Attached			
Risk Factors for Diabetes or Pre-Diabetes: Consider screening for T2DM if BMI% > 85% and has 2 or more risk factors: Family Hx T2DM, Ethnicity, Sx Insulin Resistance, Gestational Hx of Mother, and/or pre-diabetes.					
BMI _____ kg/m2					
Percentile (Weight Status Category): <input type="checkbox"/> <5 th <input type="checkbox"/> 5 th -49 th <input type="checkbox"/> 50 th -84 th <input type="checkbox"/> 85 th -94 th <input type="checkbox"/> 95 th -98 th <input type="checkbox"/> 99 th and>					
Hyperlipidemia: <input type="checkbox"/> No <input type="checkbox"/> Yes <input type="checkbox"/> Not Done			Hypertension: <input type="checkbox"/> No <input type="checkbox"/> Yes <input type="checkbox"/> Not Done		
PHYSICAL EXAMINATION/ASSESSMENT					
Height:		Weight:		BP:	
				Pulse:	
				Respirations:	
Laboratory Testing	Positive	Negative	Date	List Other Pertinent Medical Concerns (e.g. concussion, mental health, one functioning organ)	
TB- PRN	<input type="checkbox"/>	<input type="checkbox"/>			
Sickle Cell Screen-PRN	<input type="checkbox"/>	<input type="checkbox"/>			
Lead Level Required Grades Pre- K & K <input type="checkbox"/> Test Done <input type="checkbox"/> Lead Elevated ≥ 5 $\mu\text{g}/\text{dL}$			Date		
<input type="checkbox"/> System Review and Abnormal Findings Listed Below					
<input type="checkbox"/> HEENT	<input type="checkbox"/> Lymph nodes	<input type="checkbox"/> Abdomen		<input type="checkbox"/> Extremities	<input type="checkbox"/> Speech
<input type="checkbox"/> Dental	<input type="checkbox"/> Cardiovascular	<input type="checkbox"/> Back/Spine		<input type="checkbox"/> Skin	<input type="checkbox"/> Social Emotional
<input type="checkbox"/> Neck	<input type="checkbox"/> Lungs	<input type="checkbox"/> Genitourinary		<input type="checkbox"/> Neurological	<input type="checkbox"/> Musculoskeletal
<input type="checkbox"/> Assessment/Abnormalities Noted/Recommendations:				Diagnoses/Problems (list) ICD-10 Code*	
<input type="checkbox"/> Additional Information Attached				*Required only for students with an IEP receiving Medicaid	

2020 Page 2 of 2



A Reminder Regarding Stay Well Reminders

Parents, are you receiving the Stay Well email reminder for one of your children but not all? If your student has a gmail account, it may be because gmail is grouping all of the messages into one as a “conversation.” Here’s how to change that setting:

Click the settings wheel at the top right next to their name, scroll to the very bottom, and you will likely see the “Conversation view” box checked. Uncheck that box, and it shouldn’t happen again.


This same thing happens with the Outlook app if you use that to view your district email on your phone/device.


Don’t forget to check your spam/junk/clutter folders and search for “no-reply@gstboces.org” as the sender. This is for all email providers.

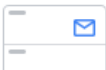



Quick settings ×


[See all settings](#)


☒ Default 
[Customize](#)

☐ Important first 


☐ Unread first 


☐ Starred first 


☐ Priority Inbox 
[Customize](#)

☐ Multiple Inboxes 
[Customize](#)


READING PANE

☒ No split 

☐ Right of inbox 

☐ Below inbox 

EMAIL THREADING

☒ Conversation view 

Earth

4-22-21


Day

Restore the Earth

The Canopy Project

Sponsored by Earth Day.org, this program “focuses on restoring biodiverse habitats that are at risk from climate change and environmental destruction, while ensuring that the people who live near our planting projects guide and benefit from our work”.

Last year’s project saw 70,000 trees planted in northeast Madagascar near the Masaola National Park. The trees were planted to protect the Ambatobe Village from local riverbank erosion, floods and cyclones, and to stabilize and regenerate the soil.




The Ambatobe Village near Antahala on the northeast peninsula of Madagascar.

Children from the Ambatobe Village help plant trees.



Saving the Rothschild Giraffe


Giraffa camelopardalis rothschildi



Kenya Wildlife Services wardens, assisted by volunteers, put an endangered Rothschild's giraffe on a floater from Longicharo Island in Lake Baringo, Northwest of Nairobi, Kenya, Dec. 2, 2020. (Photo: Xinhua)

What's Happening to their Habitat?

Lake Baringo (freshwater) and Lake Borgoria (saline) have both been steadily rising at alarming rates, due to heavy rainfall over the last several years. Once they were 13 miles apart; that has dwindled to eight miles. This has led to the “sinking” of Longicharo Island in Lake Borgoria, one of the home to the endangered Rothschild giraffes.



A subspecies of the Northern giraffe, Rothschilds can reach heights of 19 feet. Deforestation, land use conversion (mainly for agriculture), human population growth and poaching has resulted in their dwindling numbers. (information from Tusk.org)



Earth

4-22-21


Day



But what can I do?



Try a plant-based
alternative for dinner




Vegan Nachos

For the recipe, visit [foodnetwork.com](https://www.foodnetwork.com)



Analyze and reduce your plastic consumption -
calculate your plastic footprint here: [https://www.earthday.org/
plastic-pollution-calculator-2/](https://www.earthday.org/plastic-pollution-calculator-2/)

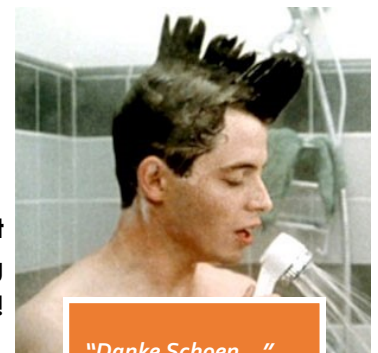


Plant a pollinator garden

Bees and butterflies love zinnias,
coneflowers, black-eyed susans
and lavender, to name a few.

Whether you create a flower bed or
use pots on your porch, the pollinators
will find you!

Use a two-song playlist
while in the shower - sing
along to lift your mood!



"Danke Schoen..."

National Gardening Day

April 14



Support locally grown food - or
start your own vegetable garden.

National Park Week - April 17-25

Explore amazing places and discover stories of history and culture

Fire Island National Seashore

One hour east of NYC

17

Park Rx Day

Get out and enjoy the physical and mental health benefits nature brings.

VIP Day

Get involved as a park volunteer. Many opportunities abound.

18

19

Military Monday

Recognize the service and sacrifice of our country's military.

Transformation Tuesday

NPS on the move.

20

21

Wayback Wednesday

Flashback to the past! Learn about the efforts to preserve our nation's heritage.

Earth Day

Join in and do a good deed for the earth.

22

23

Friendship Friday

Learn how groups help protect the parks and provide opportunities for others.

Junior Ranger Day

Calling all kids! Learn how you can help the parks and earn your ranger badge.

24

25

Bark Ranger Day

Does your beloved canine enjoy the parks with you? Help him become a bark ranger!

Find a park near you!

<https://www.nps.gov/findapark/advanced-search.htm>

In the Stacks

with Ms. Heidrich, MS Librarian



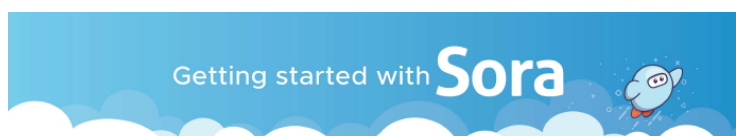
New Research Club Forming

Do you have a penchant for learning? Do you find yourself always asking 'why'? Ever answered 'I don't know' to a question? Maybe the Library Research Club is for you!

Club members hope to be corresponding online with students in our Sister City, Nakagawa, Japan, when school begins there in April. The club is currently researching Koalas and are adopting one virtually through the World Wildlife Foundation. Club members will choose their own topics to research.

The group will meet via zoom on Wednesday afternoons from 3:00-4:00pm. Contact Mrs. Heidrich in the Library or by email to join.

Stay Curious!



With Sora, you can get free eBooks and audiobooks from our schools.

1

Install the Sora app from the Apple App Store or Google Play Store, or go to soraapp.com.



2

In Sora, find the **Greater Southern Tier BOCES Shared Digital Collection**.

Choose from the "Sign in to your school" dropdown:
Horseheads CSD

Log in to Sora the same way you log on to a school computer.

4

Choose from hundreds of titles. Let your librarian know if you have special titles you would like to see!

For more help with Sora, visit help.soraapp.com.



Be sure to stop by the Library and check out the "Best Self Bookshelf",
A newly created special space for students to read, reflect and express themselves.
The pressures of this pandemic year can wear on us all, so take a little time to decompress and reflect.

Safety Protocols

Our top priorities are the health, safety, wellbeing, and education of all our students. While we must follow the requirements of health and education agencies, we also have our own protocols we have instituted in order to guard the health and safety of our students and staff.

Monitor your child's health

On the days students attend school, parents/guardians are required to check the student's temperature and monitor for symptoms of COVID-19. Please be mindful of your child's overall health when screening your child in the morning. If your child has a temperature of 100 degrees or higher and/or exhibits other symptoms (including but not limited to cough, shortness of breath/difficulty breathing, fatigue, muscle aches, loss of taste/smell, etc.), please keep your child home. If our screening determines your child has a temperature of 100 degrees or higher and/or symptoms of COVID-19, you will be notified and required to immediately pick up your child.

Please remember to complete the Stay Well survey using the link sent to you each morning on the days your child attends school. The Stay Well survey links are sent to both parents/guardians as listed in our database. If you are not getting these emails or you have questions, please contact your child's school.

Masks

All staff and students are required to wear masks while in school, on the playground, and on buses. Students will be allowed mask breaks when eating and when at least six feet of social distancing is consistently maintained. It is very important that masks are worn correctly; this means covering the nose and below the chin. [Click here for the district mask procedure.](#)

Hand Washing

One of the most effective ways to stop the spread of viruses is washing hands properly and often. Click here for a video on [How to Wash Your Hands.](#)

Returning to school in COVID-19 health-related situations

Please note: This information has been updated using newly-released guidance from the New York State Health Department.

Please also note: The district must follow requirements of the New York State Health Department, the Chemung County Health Department, and the New York State Education Department in regard to safety protocols. The district also has its own additional safety protocols to guard the health and safety of students and staff.

If a student tests positive for COVID-19, here are the requirements to return to school:

1. Release from quarantine by the Health Department:
 - If symptomatic, the student must complete at least ten days of isolation from the onset of symptoms
 - If asymptomatic (no symptoms), the student must complete ten days of quarantine after the positive test

January 2021

If a student has symptoms of COVID 19, one of the following is required to return to school:

A

1. COVID-19 diagnostic test with negative result, and
2. Improvement of symptoms with child being fever-free without medication for at least 24 hours

OR

B

1. Alternate diagnosis from the child's health care provider

OR

C

1. At least ten days have passed since the date of first symptoms, and
2. Improvement of symptoms, and
3. The child is fever-free without medication for at least 72 hours

If a student is in direct contact with a person who tests positive for COVID-19, the following are required to return to school:

1. Release from quarantine by the Health Department (generally 10 days, but if the direct contact lives with the COVID-19 positive person then the quarantine period starts after the positive person is cleared by the Health Department.)

Testing locations

Below is a list of testing locations within Chemung County as listed with the NYS COVID-19 Resource Center:

Arnot Ogden Medical Center – Horseheads
Appointment and Physician order required
100 John Roemmelt Drive, Suite 301
Horseheads, NY 14845
(607) 737-4100

Elmira VA Clinic
Appointment and Physician order required
1316 College Avenue
Elmira, NY 14901
(607) 664-4640

Arnot Ogden Medical Center - Big Flats
Appointment and Physician order required
31 Arnot Road
Big Flats, NY 14845
(607) 795-5100

Wellnow Urgent Care - Big Flats
Walk-in
830 County Road 64
Big Flats, NY 14903
(607) 846-2030

Arnot Ogden Medical Center - Hospital and Drive-through
Appointment and Physician order required
600 Roe Avenue
Elmira, NY 14905
(800) 952-2662

Smith Allergy & Asthma Associates
Appointment required
2977 Westinghouse Road
Horseheads, NY 14845
(607) 684-6115

Visitors to Schools

Click this link for our [District Protocol on Visitors to Schools](#).

Questions? Contact your school office or email hcsdinfo@horseheadsdistrict.com.

January 2021

Student Screening Informational Form

Student: _____ Grade: _____ Date: _____

Your child is: ☐ not being allowed to enter school today ☐ is being sent home

with the following symptoms that have been identified as COVID-19 Related:

- ☐ Fever of _____ ☐ Cough ☐ Shortness of breath or difficulty breathing ☐ Fatigue/Tired ☐ Muscle/Body Aches
☐ Headache ☐ New loss of taste or smell ☐ Sore throat ☐ Congestion or runny nose ☐ Nausea/vomiting/Diarrhea
☐ Other: _____

Returning to School after Illness

Schools must follow CDC, NYDOH and Local Health Departments for guidance allowing a student to return to school after being diagnosed with COVID-19 or exhibiting symptoms consistent with possible COVID-19. Your child may return to school when one of the following is met.

MUST MEET ALL CRITERIA IN ONE BOX TO RETURN:

- ☐ STUDENT HAS SYMPTOMS OF POSSIBLE COVID-19 ILLNESS, BUT IS DETERMINED NOT TO HAVE COVID-19 BASED ON A NEGATIVE COVID TEST. CAN RETURN TO SCHOOL WHEN... (all 3 conditions must be met and paperwork provided to the health office)
- Student has been diagnosed with another condition (not COVID-19) and has a note written/signed by a health care provider (MD, NP, Physician Assistant) note stating they are clear to return to school; AND
 - Documentation of a negative COVID-19 test is provided to the health office; AND
 - There is no fever, without the use of fever reducing medicines, for at least 72 hours (without using fever reducing medicine);

OR

- ☐ STUDENT HAS BEEN DIAGNOSED WITH COVID-19 BASED ON A POSITIVE TEST. THEY SHOULD NOT BE AT SCHOOL AND SHOULD STAY HOME UNTIL:
- Student has been cleared by the Chemung County Department of Health and provides documentation of this; AND
 - It has been at least THREE days since the student has had a fever or symptoms (without using fever reducing medicine);

It is recommended by the Horseheads School District and School Nurse that the parent/guardian of any student being sent home for the above illness reach out to the Students Health Care Provider as soon as possible for Guidance and if any symptoms worsen or any concerns, they should contact 911.

Student Screening Informational Form, *continued*

Your child may return to school when you have documentation from a health care provider following an evaluation, negative COVID-19 diagnostic test result, and symptom resolution.

Below is a list of testing locations within Chemung County per the COVID-19 Resource Center:

AOMC – Horseheads

Appointment and Physician order required

100 John Roemmelt Drive, Suite 301, Horseheads, NY 14845

(607) 737-4100

AOMC - Big Flats

Appointment and Physician order required

31 Arnot Road, Big Flats, NY 14845

(607) 795-5100

Elmira VA Clinic

Appointment and Physician order required

1316 College Avenue, Elmira, NY 14901

(607) 664-4640

Arnot Ogden Medical Center

Hospital and Drive-thru

Appointment and Physician order required

600 Roe Ave., Elmira, NY 14905

(800) 952-2662

Wellnow Urgent Care - Big Flats

Walk-in

830 County Road 64, Big Flats, NY 14903

(607) 846-2030

Smith Allergy & Asthma-Corning, Ithaca and Cortland locations; Starting 10/1/2020-Horseheads location

Call 607-684-6115 to schedule an appointment

If you have any questions about requirements for school reentry, please contact your school building nurse.



April Showers bring May Flowers!

What do May Flowers bring?

Information about Emergency School Closings and Delays

Schools are closed when the weather makes it impossible to have reasonable attendance or when the schools or vehicles would not be able to operate safely. The school day is delayed when inclement weather conditions improve by early morning. Inclement weather may include snow, ice and freezing temperatures. If the school day is delayed, buses will run and schools will open two hours later than the usual time.

If it is necessary to close or delay schools, the information will be posted on the district's website at www.horseheadsdistrict.com, the district's Facebook pages, Twitter and the local television and radio stations. Horseheads schools now uses SchoolMessenger to alert you of school closings or emergencies. Opt-In from your mobile phone: Just send "Y" or "YES" to 67587.

Please be aware that the superintendent may call a remote-learning day, rather than a snow day.

pligrimsi

The Horseheads Central School District partners with



The Trusted Platform
for School Community Engagement

Parents and Guardians

You can now take advantage of our Text Messaging Service

Horseheads schools will soon use the SchoolMessenger system to deliver **text messages**, straight to your mobile phone with important information about school closings, safety alerts and more.*

You can participate in this free service* just by sending "Y" or "Yes" by text to our school's short code number, **67587**.

You can also opt out of these messages at any time by simply replying to one of our messages with "**Stop**".

SchoolMessenger is compliant with the [Student Privacy Pledge™](#), so you can rest assured that your information is safe and will never be given or sold to anyone.



Opt-In from
your mobile
phone now!



Just send
"Y" or "Yes"
to 67587

Information on SMS text messaging and Short Codes:

SMS stands for Short Message Service and is commonly referred to as a "text message". Most cell phones support this type of text messaging. Our notification provider, SchoolMessenger, uses a true SMS protocol developed by the telecommunications industry specifically for mass text messaging, referred to as "short code" texting. This method is fast, secure and highly reliable because it is strictly regulated by the wireless carriers and only allows access to approved providers. If you've ever sent a text vote for a TV show to a number like 46999, you have used short code texting.

*Terms and Conditions – Message frequency varies. Standard message and data rates may apply. Reply HELP for help. Text STOP to cancel. Mobile carriers are not liable for delayed or undelivered messages. See schoolmessenger.com/txt for more info.



©2016 West Corporation [10242016]. All rights reserved. May not be reproduced without expressed written permission.

Please note that our system allows us to text to cell phone numbers that are in our student database for parents/guardians and staff only. If your cell number is not in our student database, texting will not work for your phone. If you are receiving our autocalls, your number is in our database. You can also check by looking at your student's information on the Parent Portal (SchoolTool-horseheadsdistrict.com or <https://schooltool.horseheadsdistrict.com/sthhWeb/default.aspx>).

Join the Horseheads Central School District as a School Bus Driver

UPDATE: Rate is now \$16.40/hour; on July 1, rate increases to \$19.40/hour (\$15/hr for drivers in training)



- Paid training
- Benefits package including health insurance
- No weekends, holidays, summers

To apply, call (607) 739-6338 or pick up an application at our Transportation Department, 601 Sayre Street Extension, weekdays from 7:30am to 4:30pm. Our application may also be found at www.horseheadsdistrict.com/employment. (Both district application and supplemental transportation application are required.)

Applicants must be at least 21 years old.
Fingerprint/background check and drug testing are required.

Questions?

Call (607) 739-6338 or email hcsdinfo@horseheadsdistrict.com.




Picture Me...Remotely!

Ms. Kamas, Library Clerk

I like to take pictures throughout the year of what is going on at the Middle School, so we can have an awesome end of the year slideshow in June. Believe it or not, remote learning is very challenging for teachers and staff!

I have pics of what school looks like from staff's and teachers' points of view, but I really don't know what remote learning looks like from the STUDENTS' point of view. I am looking for pictures of what remote learning looks like for YOU, if you are willing to submit pictures to me. What does your workspace look like? Do your pets join you while you're 'in school?' What do you get to have for lunch? What do you like to do for physical activity/gym class? What are you doing to have FUN? I really miss seeing your smiling faces!!!

I would love to see your pictures! You can email them to me at kkamas@horseheadsdistrict.com, and then you may see them in the end of the year slideshow.



Community Dog Food Pantry

Rainbow of Hope Animal Rescue is offering a no judgement, Community Dog Food Pantry with a variety of dog food, from grocery store brands to select name brand foods.

This food is available to those in need at NO cost. Available for pickup only, no delivery.

Please call Lynnette at (607) 331-8113 for more information.





Digital Citizen News

April 2021



EMOJI EDITION

Volume 4 : Issue 8 - April 2021

This month we focus on **Digital Literacy** DIGITAL LIVES MATTER



NEWS FLASH Beginning to look a lot like **THIS NEWSLETTER HAS BEEN TAKEN OVER BY AN ANGRY GROUP OF EMOJI!!** Other is getting nicer and COVID vaccinations are happening!

IN A STUNNING VICTORY, EMOJIS WIN THE HOUSE, THE SENATE, AND THE PRESIDENCY!!



Digital Footprint

THE DEMOMOJIS AND REPUBMOJIS HAVE PASSED A 1.9 QUINTILLION DOLLAR BI-PARTISAN STIMULUS BILL THAT PROVIDES A \$3500 CHECK FOR ALL ESSENTIAL WORKERS IN THE CHAT AND TEXT INDUSTRIES. THEY ALSO VOTED TO EXTEND AMNESTY FOR RENT AND MORTGAGE NON-PAYMENTS. NO ICONS WILL BE EVICTED FROM SYSTEMS THIS YEAR. IF YOU HAVE FOLLOWED THIS STORY THIS FAR YOU MUST HAVE REALIZED THAT IT IS FAKE NEWS. APRIL FOOLS!

FOR MORE FAKES GO TO PAGE 3

DEAR TECHIE TAMMY

OUR REGULAR TECHIE, TOM, IS ON VACATION THIS MONTH. PLEASE WELCOME A REAL SMARTIE, TECHIE TAMMY!

New message

Dear Techie Tammy,

I have been hearing the term digital literacy but I'm not sure what it really means? What is digital literacy? Am I digitally illiterate?

Signed,
Curiosity is Killing Katie

SEND A | B

Dear Curious Katie,

According to the American Library Association, **digital literacy is the ability to use information and communication technologies to find, evaluate, create, and communicate information, requiring both cognitive and technical skills.**

Simply put this means you are able to learn and evaluate information found on the internet, create new information, and share these ideas with others. This involves clicking on links, watching videos, and reading articles. Using search tools helps to find information quicker and checking to see who created the material helps to determine if it is accurate or not. We often create and share information we have learned through written blogs, videos, and podcasts.

You never know who or how many people may view the digital content you create, so be careful what you post!

Best Wishes,
Techie Tammy



NEXT MONTH: WE ANNOUNCE THE WINNERS OF OUR THIRD CALENDAR ART CONTEST!!



Professor URL carries on his lesson from last Month

(sometimes he carries on a bit too much ...)

Last month we learned about the different parts of the URL (Uniform Resource Locator).

https://www.google.com/search?ei=tYIqYOq&q=url+location&gs_lcp=Cgdnd3Mtd...

this part is the location (address)

this part is the query string (additional information)

Usually the information in the query string is a series of name-value pairs (name=somevalue) joined by ampersands (&). In the sample above, The **ei** name equals **tYIqYOq** and the **q** name equals **url+location**.

https://www.youtube.com/watch?v=toK_BAYnjoU

<https://www.youtube.com/watch?v=H1l6YjE2ds>

<https://www.youtube.com/watch?v=FwvGgeKUqAk>

The 3 values assigned to the **v** name in these URLs tell YouTube to play 3 different videos.

Try this - go to **YouTube.com**, add a / (slash) and the word **watch**, then add a ? (question mark) and **v=LZ055iIiN4**, you should see a video of a poem by our youngest poet laureate, Amanda Gorman.



WHAT IS SMISHING?

[SMISHING IS PHISHING VIA SMS (SHORT MESSAGE SERVICE = TEXT MESSAGES)]

Look for the Secret Service's commercial about SMISHING on television. It gives you a lot of information in a quick, easy to understand format.

The cybercriminals use smishing to steal your personal data, which they can then use to steal money - usually yours, but sometimes also your company's.

They might trick you into downloading malware that installs itself on your phone.

Or they may try tricking you into typing in confidential information and sending this data to the cybercriminals. All of this to steal your online ID.

How to Protect Yourself Against Smishing

1. You should regard URGENT security alerts and YOU-MUST-ACT-NOW offers or deals as warning signs of a hacking attempt. They want you to act quickly and make a mistake.
2. Financial institutions or merchants will NOT send you a text message asking you to update your account information or confirm a passcode. Call your bank or merchant directly if you are in any doubt.
3. Don't click a reply link or phone number in a message unless it is from a trusted source that you can verify.
4. Avoid storing your credit card or banking information on your smartphone. If the information isn't there, thieves can't steal it even if they can compromise your phone.
5. Refuse to take the bait — simply don't respond. You can keep yourself safe by doing nothing at all.


Smishing depends on fooling the victim into cooperating by clicking a link or providing information. The simplest protection against these attacks is to just do nothing. Delete the texts and forget about them. As long as you don't respond, a malicious text cannot do anything.

Source: <http://go.gstric.org/408-smishing>



A Page For Fools and Fakes. Please forgive our little April Fool's joke on the first page. It was all in good fun and we promise that no emojis were harmed in the creation of this newsletter. This page is dedicated to some epic April Fool's pranks from history, and to helping you to differentiate between real and fake news, an important skill for every Digital Citizen!

APRIL FOOL'S DAY IN HISTORY



LONDON LIONS

The earliest April Fools' Day hoax on record was in 1698 according to Alex Boese, curator of the Museum of Hoaxes. As part of this prank

people in London were told to go see the annual ceremony of the washing of the lions at the Tower of London. **Of course there were no lions and no washing of them.**

A GREAT SPAGHETTI HARVEST

On April 1, 1957, the BBC (British Broadcasting Corporation) told viewers that there had been an "exceptionally heavy spaghetti crop" in Switzerland that year, due in part to "the virtual disappearance of the spaghetti weevil." The BBC showed footage of spaghetti harvesters diligently picking noodles from trees. Some viewers were upset - but some called to ask where they could find a spaghetti bush. **Before you go looking for spaghetti bushes, there is no such thing.**



THE TACO LIBERTY BELL

In 1996, Taco Bell ran a newspaper ad announcing that it had purchased the Liberty Bell. The ad was "a risky thing to do because it annoyed a lot of people," says Boese, but it proved to other companies that "you get a huge bang for your buck if you pull off a stunt that everybody talks about." Companies began to see these jokes as a way to promote their brand and make money. **Think of all of the jokey ads that you see during the Super Bowl each year.**

Learn More:

<http://go.gstric.org/408-foolish-history>

<http://go.gstric.org/408-hoax-museum>

<http://go.gstric.org/408-more-fools>



TEACHING ABOUT FAKES AND FAKE NEWS

It wasn't too hard to tell that our April Fool's Joke about the Emoji was Fake News but lots of sites on the web display fake news in a way that looks very legitimate. Some of fakes are so well done that it takes a little detective work to see that they are trying to deceive you. Here are a few strategies that you can use to separate the fakes from real news:

1. **Pay attention to URLs.** Lookout for addresses that have been altered to mislead you into thinking it is a real news site.
2. **Be wary of Ad Overload.** If the site seems to have too many ads, and the ads strike you as being strange for a news site, it may be fake.
3. **Lookout for the Extreme.** Fake news site often make outlandish claims and have shocking headlines. Does it seem like it couldn't be real? It might not be.
4. **Do your own searches.** If the facts presented by a site are real, often they can be corroborated by finding similar articles at other news sites.
5. **Be aware of your own preferences and biases.** If you only consult one news source, or one type of news source, you may only be getting one side of an issue.
6. **Consult the experts.** There are many sites that list fake news sites, and help you check facts. Use them.

Sources: <http://go.gstric.org/408-5-strategies>
and <http://go.gstric.org/408-spot-fake-news>

NEXT MONTH WE EXPLORE THE WORLD OF ...

Deep Fakes

STAY TUNED!



DISTRICT SPOTLIGHT FOR APRIL 2021

What Do You Meme by That?

WAVERLY CENTRAL SCHOOLS

During the month of February, the 5th and 6th grade students at Waverly participated in a digital citizenship themed meme (pronounced "meem") competition. Students were introduced to the competition by **Erin Belile** and **Devan Witman** (both school counselors in the middle school) and **Heather Ellis** (BOCES IST). The students have been learning about digital citizenship during some of the weekly and monthly zoom meetings with the school counselors, Erin and Devan. Since students have been learning about good digital citizenship, Erin and Devan thought this would be a great project to do with this group of kids.

Students were given the following guidelines for the contest:

- All pictures, drawings, or photographs **MUST** be **ORIGINAL**. You may not copy a picture from the internet.
- All artwork must be done by the student. Adults may help with any support but cannot help with any creative aspects of the meme.
- Pictures may be hand-drawn or electronically created.
- Your meme must have a digital citizenship theme (digital safety, digital identity, digital privacy, digital security, digital reputation, digital respect, digital communication, digital literacy) • Check out <http://www.gstric.org/digital-citizenship/> to learn more.
- It must be school appropriate, or it will not be accepted.

We received almost 30 submissions (not all had a digital citizenship theme), but here are some examples of ones that used their creativity and hit the digital citizen theme. These three examples used original pictures (both digital and hand-drawn) or photographs with original phrasing for their memes. They met all the criteria for the contest! Way to go!

More Information about Memes:

How To Make A Meme Video - <http://go.gstric.org/408-make-a-meme>
 Using Memes on Facebook - <http://go.gstric.org/408-memes-on-fb>
 Meme Generator at Imgflip - <http://go.gstric.org/408-imgflip>

What Is a Meme?




... a meme is a piece of media, often humorous, that spreads rapidly through the internet.


- MakeUseOf.com

<http://go.gstric.org/408-def-meme>

Don't be lazy be safe on the Internet



by Ryleigh J.



by Karis H.



by Destiny T.



Getting Started with

Digital Citizenship Poster
for April 2021**DIGITAL LITERACY**

1. Start by studying these topics

Information Literacy

Today's students rely on the Internet as a primary source of information for both school and personal use. Teach students how to evaluate online information to ensure it's accurate. Also help them rate the quality and credibility of information so that they can use it to better demonstrate their learning.

Ethical Use of Digital Resources

Talk to your students about intellectual property, copyrighted material, and teach them to cite information online as well as they cite information from books. Copying text from a website is plagiarism just like stealing text from a book.

Understanding Digital Footprints

Your students spend a lot of time online and need to think about the implications of what they do and what they leave behind. Text, images, cookies, browsing histories, and IP addresses all may be found in their digital footprints.

Protecting Yourself Online

Creating strong passwords, using privacy settings, and knowing what not to share on social media are some of the basics of Internet safety. Advanced students can learn VPNs, and data encryption.

Handling Digital Communication

Students use technology to communicate for both personal and professional reasons. It's important to talk to them about how to communicate safely and appropriately.

Cyberbullying

The widespread use of technology in the United States unfortunately means that some will use it improperly. Cyberbullying should be addressed in the classroom so that it can be stopped in online communities.

2. Then explore these websites

These are some of our favorite websites with lots of lessons and resources for Digital Literacy and Digital Citizenship.

EduTopia Resources

<http://go.gstric.org/408-edutopia>

Teach InCtrl

<http://go.gstric.org/408-inctrl>

Google's Be Internet Awesome

<http://go.gstric.org/408-awesome>

Common Sense Education

<http://go.gstric.org/408-common>

Handwashing at Home, at Play, and Out and About



Germes are everywhere! They can get onto your hands and items you touch throughout the day. Washing hands at key times with soap and water is one of the most important steps you can take to get rid of germs and avoid spreading germs to those around you.

How can washing your hands keep you healthy?

Germes can get into the body through our eyes, nose, and mouth and make us sick. Handwashing with soap removes germs from hands and helps prevent sickness. Studies have shown that handwashing can prevent 1 in 3 diarrhea-related sicknesses and 1 in 5 respiratory infections, such as a cold or the flu.

Handwashing helps prevent infections for these reasons:



People often touch their eyes, nose, and mouth without realizing it, introducing germs into their bodies.



Germes from unwashed hands may get into foods and drinks when people prepare or consume them. Germes can grow in some types of foods or drinks and make people sick.



Germes from unwashed hands can be transferred to other objects, such as door knobs, tables, or toys, and then transferred to another person's hands.



What is the right way to wash your hands?

1. Wet your hands with clean running water (warm or cold) and apply soap.
2. Lather your hands by rubbing them together with the soap.
3. Scrub all surfaces of your hands, including the palms, backs, fingers, between your fingers, and under your nails. Keep scrubbing for at least 20 seconds. Need a timer? Hum the "Happy Birthday" song twice.
4. Rinse your hands under clean, running water.
5. Dry your hands using a clean towel or air dry them.



Centers for Disease
Control and Prevention
National Center for Emerging and
Zoonotic Infectious Diseases

CS 280522A

Pesticide Application

New York State Education Law Section 409-H, effective July 1, 2001, requires all public and nonpublic elementary and secondary schools to provide written notification to all persons in parental relation, faculty and staff, regarding the potential use of pesticides periodically throughout the school year.

The Horseheads School District is required to maintain a registry of persons in parental relation, faculty and staff who wish to receive 48-hour prior written notification of certain pesticide applications. The following pesticide applications are **not** subject to prior notification requirements:

- A school remains unoccupied for a continuous 72 hours following an application
- Anti-microbial products
- Nonvolatile rodenticides in tamper resistant bait stations in areas inaccessible to children
- Nonvolatile insecticidal baits in tamper resistant bait stations in areas inaccessible to children
- Boric acid and di-sodium octaborate tetrahydrate
- The application of EPA designated biopesticides
- The application of EPA designated exempt materials under Title 40, Code of Federal Regulations (CFR) Part 152.25

The use of aerosol products with a directed spray in containers of 18 fluid ounces or less when used to protect individuals from an imminent threat from stinging and biting insects, including venomous spiders, bees, wasps and hornets. In the event of an emergency application necessary to protect against an imminent threat to human health, a good-faith effort will be made to supply written notification to those on the 48-hour prior notification registry.

If you would like to receive 48-hour prior notification of pesticide applications that are scheduled to occur in your school, please complete the attached form and return it to Tony Stager, the Horseheads School District pesticide representative at: Horseheads School District, Facilities Services, 507 Fletcher Street, Horseheads, NY 14845. You may also fax this form to (607)795-2595.

Please note: Four times per year via newsletter or equivalent, a written announcement concerning impending pesticide applications, pesticide use, "emergency" applications and any other associated pesticide use will be provided. This will occur at the beginning of the school year, at the end of the winter recess, the end of the spring recess and the end of the school year. Please feel free to contact Tony Stager at the District Safety Office at 739-5601 ext. 4270 if you have any questions or require further information concerning these requirements.

Forty-eight Hour Pesticide Application Prior Notification Form

Is email an appropriate method for notifying you of an impending pesticide application? Yes/No

If not, you will receive a brief notification letter 48 hours prior to an impending pesticide application. Every effort will be made to ensure the notification reaches you 48 hours (or more) in advance of the pesticide application. This time may vary slightly due to postal conditions beyond the control of the district.

Horseheads School District Request for Pesticide Application Notification

School Building (or field) _____

Your Name & Address _____

Phone or Cell Phone _____

Email Address _____

Return to the Main Office, or mail to Horseheads Middle School, 950 Sing Sing Road, Horseheads, NY 14845.



The roofs are
shining from
the rain.

The sparrows
tritter as they
fly,
And with a
windy April
grace
The little clouds
go by.

Yet the back-
yards are bare
and brown
With only one
unchanging
tree--

I could not be so
sure of Spring
Save that it
sings in me.

- Sara Teasdale





District Dignity Act Coordinator

The Dignity Act Coordinator (DAC) for the Horseheads Central School District is Caitlin DeFilippo, director of Human Resources. If there is a complaint regarding discrimination, harassment or bullying of any student, the complaint should be filed with Caitlin DeFilippo, at One Raider Lane, Horseheads, NY 14845; 607-739-5601 x 4211 or at cdefilippo@horseheadsdistrict.com.

Middle School Dignity Act Coordinator

The Dignity Act Coordinator (DAC) for the Horseheads Middle School is Ron Holloway, building principal. If there is a complaint regarding discrimination, harassment or bullying of any student, the complaint should be filed with Mr. Holloway at 950 Sing Sing Rd., Horseheads, NY 14845; 739-6357 x 3640 or at rholloway@horseheadsdistrict.com.

Notice

The Horseheads Central School District offers educational programs without regard to race, color, national origin, creed, religion, marital status, military status, sex, sexual orientation, age, gender identity, predisposing genetic characteristic, or disability, and provides equal access to applicable groups under the Boy Scouts of America Equal Access Act. Inquiries regarding this policy may be made to Caitlin DeFilippo, Title IX/DASA Coordinator, and Co-Civil Rights Compliance Officer; Anthony Gill, Co-Civil Rights Compliance Officer; or Kelly Squires, Section 504 Coordinator, Horseheads Central School District, One Raider Lane, Horseheads, NY 14845, (607) 739-5601.

This policy of non-discrimination includes access by students to educational programs, counseling services, course offerings, and activities, as well as recruitment and appointment of employees and employment pay, benefits, advancement and/or termination.

Horseheads Middle School:



Home of the Raider Way