



# Ridge Road Reporter



## June 2021

Dear Parents,

We are quickly approaching the end of the 2020-2021 school year. This has been quite a unique school year with the many different learning models and procedures we needed to follow due to Covid-19. Despite all of the changes, our Ridge Road Students have been truly amazing and have quickly adjusted to every new routine or procedural change. I truly admire all of our students for the great job they have been doing during this school year!

Even with all of the challenges of this year, I have seen such growth in our Ridge Road students since the beginning of September. I have thoroughly enjoyed working with all of the students this year and join the Ridge Road staff in being so very proud of all of the accomplishments exhibited by our students.

Best of luck to all of the Ridge Road 4<sup>th</sup> Grade Students! We will miss them as they leave our school. I know they will continue to do great things at the IS and moving forward in their school career.

On behalf of the entire faculty and staff at Ridge Road, I wish all of you a very relaxing and enjoyable summer.

Sincerely,

*Mrs. Bailey*

Anne-Marie Manikowski-Bailey  
Ridge Road Principal

\*\*\*\*\*

The Horseheads Central School District offers educational programs without regard to race, color, national origin, creed, religion, marital status, military status, sex, sexual orientation, age, gender identity, predisposing genetic characteristic, or disability, and provides equal access to applicable groups under the Boy Scouts of America Equal Access Act. Inquiries regarding this policy may be made to Caitlin DeFilippo, Title IX/DASA Coordinator, and Co-Civil Rights Compliance Officer; Anthony Gill, Co-Civil Rights Compliance Officer; or Kelly Squires, Section 504 Coordinator, Horseheads Central School District, One Raider Lane, Horseheads, NY 14845, (607) 739-5601. This policy of non-discrimination includes access by students to educational programs, counseling services, course offerings, and activities, as well as recruitment and appointment of employees and employment pay, benefits, advancement and/or termination.

The Dignity Act Coordinator (DAC) for Ridge Road is Anne-Marie Bailey. Complaints regarding discrimination, harassment, or bullying of any Ridge Road student should be referred to Mrs. Bailey at 607-739-6351.

\*\*\*\*\*

## Lost and Found

We have accumulated many clothing items in our Lost and Found box in the main lobby. Please drop by and see if any of it belongs to your child. Anything not claimed by **Friday, June 25<sup>th</sup>**, will be donated to good will.

\*\*\*\*\*

## Ridge Road Fun Days

We will not have our traditional in-person Field Day this year. Mr. Romanski has been working on a fun Virtual Field Day for all of our students. In addition to this, our special area teachers and our site team members have been planning Fun Day rotations for each of our grade levels. Each grade level will be assigned a day for their Fun Day rotations. Please review the June calendar for your child's grade level's date for their Fun Day.

\*\*\*\*\*

## Date Reminders

|  |   |
|--|---|
| <b>Monday, June 21<sup>st</sup></b>    | – Half Day for Students- Dismissal at 11:00   |
| <b>Tuesday, June 22<sup>nd</sup></b>   | – Half Day for Students- Dismissal at 11:00   |
| <b>Wednesday, June 23<sup>rd</sup></b> | - Half Day for Students- Dismissal at 11:00   |
| <b>Thursday, June 24<sup>th</sup></b>  | - Half Day for Students- Dismissal at 11:00   |
|  | June 24 <sup>th</sup> is the Last Day for Students, Move-up Day, and Report Card Day! |

\*\*\*\*\*

## Springtime Clothing

The end of the year brings warm weather and many fun events and activities for the students. However, appropriate school attire is still expected. Please help us in reminding your child that **crop tops, spaghetti straps and short shorts are not allowed. Also, students need to have appropriate shoes for playground and gym. Flip-flops are not appropriate for providing enough foot protection at school and should be saved for home wear.** If you choose to allow your child to wear sandals, please make sure they bring their sneakers to school with them each day. Thanks so much for your support with this matter.

\*\*\*\*\*

\*\*\*\*\*

## Ridge Road Career Day

The Ridge Road students will be participating in Virtual Career Days this year. The Career and Development Council has put together different career day presentations and activities for each of our grade levels. The date for each grade level's Career Day is listed on the June Calendar.

\*\*\*\*\*

## Move-Up Day

On Thursday, June 24<sup>th</sup>, the students will be celebrating their last day of school for the 2020-2021 school year. We are also planning to do a move-up day activity that morning. All of the K- 3<sup>rd</sup> grade students will get to meet the team of teachers for their next grade level. They will also get to hear about some of the neat learning activities and events they will be able to participate in next school year.

Actual teacher/homeroom placements for the 2021-2022 school year will be mailed out to all families during the first week in August.

\*\*\*\*\*





# Digital Citizen News

## June 2021



Volume 4 : Issue 10 - June 2021

This month we focus on Digital HOPE

# WE CAN DO THIS.

June is typically a month focused on the ending of another school year and the start of Summer. As a child I looked forward to summer as an opportunity to spend a lot of my time outdoors, breathing in a breath of fresh air after being cooped up in classrooms since September.

This school year is one that has been especially challenging for everyone involved in our schools; teachers and other school personnel, parents, and most of all the young people. We have seen schools that have remained totally in remote mode, schools that have fully opened up to totally in person learning, and several different kinds of hybrid learning situations.

I **hope** that everyone will have a great summer this year.

I **hope** that you will be able to relax and get that needed breath of fresh air.

I **hope** that you and your family will be able to stay healthy and that you will enjoy your time together.

I **hope** that the next school year will be a better year for everyone no matter what educational setting you may find yourself in, and finally, I **hope** that your school can continue teaching and putting forward the principles of Good Digital Citizenship.

### “Every Day Brings a Chance to Do Better”

Read the Article - *How To Nurture Hope When Life Starts Getting Really Tough* - <http://go.gstric.org/410-nurture-hope>




“**Hope** is that thing inside us that insists, despite all the evidence to the contrary, that

something better awaits us if we have the courage to reach for it and to work for it and to fight for it.”

- Barack Obama

The first African-American president of the United States. He also served as a U.S. senator from Illinois from 2005 to 2008.



“For there is always light, if only we're brave enough to see it. If only we're brave enough to be it.”

- Amanda Gorman

From her inauguration poem, *The Hill We Climb*. Amanda is the first person to be named National Youth Poet Laureate.

“Hope is being able to see that there is light despite all of the darkness.”

- Desmond Tutu

South African Leader who received the Nobel Prize for Peace in 1984



“We need never be hopeless because we can never be irreparably broken.”

- Albert Einstein

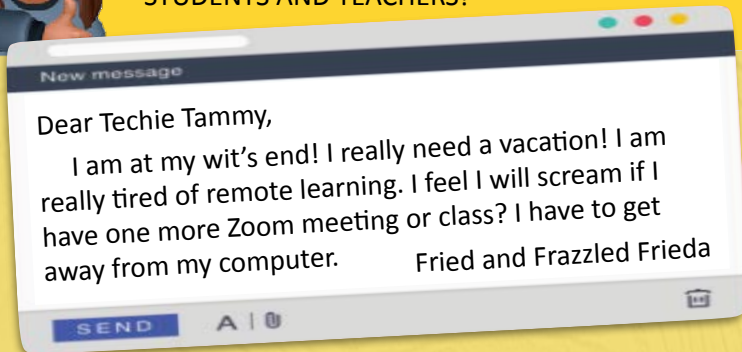
Theoretical physicist known for developing the theory of relativity,





## DEAR TECHIE TAMMY

TECHIE TAMMY CONTINUES TO DISH OUT GREAT ADVICE FOR OUR TECH-WEARY AND WORN-OUT STUDENTS AND TEACHERS!



Dear Fried Frieda,

*The best advice that I can give you is to find ways to UNPLUG this summer. Try to limit your time online and on your devices. Break yourself of bad habits that may have crept in during this terrible pandemic that has gripped our world. Here's a list of things you can try.*

**1. Make a list of analog things you'd like to have time for.**

What are some things you like to do that don't require digital technology? Think about them, and then do them.

**2. Declutter your digital space.**

Unsubscribe from emails lists you don't have time to read. Delete apps you don't use often, you can always put them back next fall.

**3. Turn off and/or silence your push notifications.**

You don't need to hear those dings and see those blinking popups. Don't let your phone nag you to check it.

**4. Forget your charger on purpose.**

If you are running on limited power you limit your device use automatically. Only use it for important things and in the summer there aren't many of those.

**5. Fake self-control with help from an app.**

Use apps that let you schedule regular breaks and then remind you to take your break if you are hypnotized by your phone.

**6. Try phone stacking when you're with a group of people.**

Have everyone put their phones in a stack or put them in a basket and place it out of sight. No one can touch their phone until your event is done.

**7. Set specific check-in times.**

Set clear family rules for when you can check your phone and when you can't.

*Have a great summer! See you in September!*

*Techie Tammy*

**How to Unplug, Recharge, and Reduce Screen Time**

**This Summer** - <http://go.gstric.org/410-unplug-summer>

**7 Simple Ways to Unplug While on Vacation**

- <http://go.gstric.org/410-ways-to-unplug>

## ARE YOU AS TIRED OF

# Zoom



CONFERENCES



MEETINGS



CLASSROOMS

## AS WE ARE?

We picked on ZOOM in our title because so many people had to become acquainted with ZOOM in a very short time frame, but you could substitute any kind of video conferencing software (or any vendor - Microsoft, Google, WebEx, etc.). They all can be exhausting if you have to be on them for multiple hours each day.

'ZOOM' fatigue is a real thing and is very taxing on our brains. In an in-person conversation our brain focuses partly on the words that are being spoken but it also picks up on certain non-verbal cues, facial expressions, and body language that may not be as clear or obvious. The brain spends most of its energy intensely focusing on just the words.

Maintaining constant eye contact is also very tiring and can sometimes seem intimidating if the listener feels that the eye contact is too intense.

A few things that make conferencing stressful:

1. the constant eye contact
2. seeing one's own face on screen while talking
3. having to sit so still for so long, and
4. the challenge of interpreting body language

A few suggestions for lessening fatigue:

1. allow time for student cameras to be off
2. keep instruction time short
3. allow students to work and independently and then compare with a partner

Stanford Researchers Identify Four Causes for 'Zoom Fatigue' and Their Simple Fixes


- <http://go.gstric.org/410-stanford-study>

9 Ways to Beat Zoom Fatigue


- <http://go.gstric.org/410-beat-zoom-fatigue>

## # ZOOM\_FATIGUE\_IS\_REAL





PRIMARY GRADES  
<http://go.gstric.org/410-pg>



ELEMENTARY GRADES  
<http://go.gstric.org/410-eg>



SECONDARY GRADES  
<http://go.gstric.org/410-sg>

These three guides provide a combination of focused activities and creative, open-ended technology projects that can help you take a new approach to building literacy with your students. Engage new readers and writers with creative technologies, and motivate students by having them create their own comics, cartoons, and graphic novels. Use the links to the left to download them

## Professor URL carries on and on and on and on ...



In earlier issues the Professor has taught about the different parts of the URL (Uniform Resource Locator). We learned how to find the hostname and domain of a web server and how to follow the path down to the actual file name. The last thing we learned was about the additional information that was passed to the server by the query string. Here is the diagram we saw before.

[https://www.google.com/search?ei=tYIqYOq&q=url+location&gs\\_lcp=Cgdnnd3Mtd...](https://www.google.com/search?ei=tYIqYOq&q=url+location&gs_lcp=Cgdnnd3Mtd...)

this part is the location (address)

this part is the query string (additional information)

Sometimes the query strings are quite long and may contain information about you used by tracking software to customize what you see on a site. This next example shows just the query string from a link that was sent to me in an advertising email. Note: all of this information is added to the address of the page that I wanted to view.

**[https://theURL?utm\\_campaign=Demo+-+Custom&utm\\_medium=email&\\_hsmi=110684918&\\_hsenc=p2ANqtz-9mqBfo69uSMjlUq7w91029p2JN9yToEblpjOtJCltLY2dPxBnwYvQaOmHB-D3w\\_xGwFZBDCqGHgRBXsdbFGujvhvkOFw&utm\\_content=110684918&utm\\_source=hs\\_email&v=Kkag6VWxxkKU&feature=advertising](https://theURL?utm_campaign=Demo+-+Custom&utm_medium=email&_hsmi=110684918&_hsenc=p2ANqtz-9mqBfo69uSMjlUq7w91029p2JN9yToEblpjOtJCltLY2dPxBnwYvQaOmHB-D3w_xGwFZBDCqGHgRBXsdbFGujvhvkOFw&utm_content=110684918&utm_source=hs_email&v=Kkag6VWxxkKU&feature=advertising)**

Another clue that this advertiser is trying to track me is the use of “UTM” codes. You may have noticed that the query string had variables called utm\_campaign, utm\_medium, utm\_content, and utm\_source. These UTM codes are pretty standardly used by advertisers (including Google) to keep track of you as you move between sites. The box below gives you more information about UTM codes.

### What is UTM?

UTM means Urchin Traffic Monitor, it is an analytics tool that Google acquired, to build their own Google Analytics platform. It's a way to measure and calculate where web traffic comes from. By adding UTM codes to the URL, the web analytics software will collect data for its advertisers. When a person clicks an URL with a UTM code, the analytics software interprets where the visitor came from, and then, everything that happens during that visit is attributed to the user. The advertiser uses that data to judge if their advertising is effective.

**What are UTM codes and what is their purpose?** <http://go.gstric.org/410-utm-codes>





## Australia Sets the Bar High (or perhaps more accurately Low) for Teaching Online Safety and Data Privacy

Kids are generally regarded as being experts on everything digital. They natively learn how to use a phone, email, Instagram, and TikTok without breaking a sweat, but many are not taught about the dangers inherent in technology and Internet use at an early age.

Australia is revising their national curriculum and is contemplating adding topics about online safety, data, and privacy to for children as young as five years old. It's not totally clear how many of the cybersecurity guidelines will make it into the final version of the curriculum but at least it is refreshing to see them being given consideration. Perhaps the United States could take a hint from our neighbors down under.

Teachers! Has your district added data privacy and security, and online safety to its curriculum? If so, what do you teach at which grade levels?



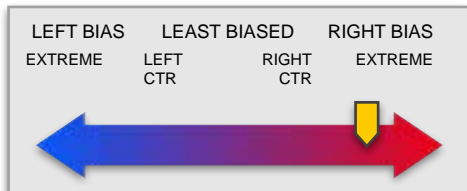
<http://go.gstric.org/410-down-under>

SITE: **TRUE REPORTER** (<http://go.gstric.org/410-TR>)

BIAS  
RATING: **RIGHT**

FACTUAL  
REPORTING: **LOW**

CREDIBILITY  
RATING: **LOW**



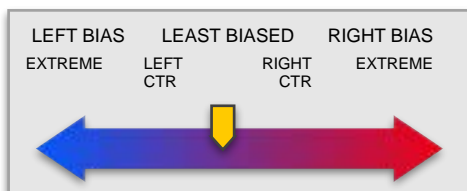
OTHER: Right Biased, Questionable Source based on propaganda, conspiracy theories, and pseudoscience, poor sources, and false claims.

SITE: **KIPLINGER NEWS** (<http://go.gstric.org/410-KN>)

BIAS  
RATING: **LEAST BIASED**

FACTUAL  
REPORTING: **HIGH**

CREDIBILITY  
RATING: **HIGH**



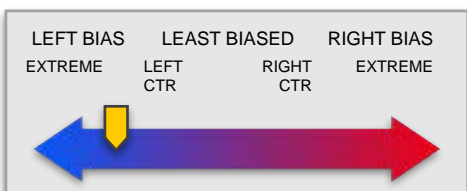
OTHER: Least Biased based on balanced story selection, and factual reporting with proper sourcing and a clean fact check record.

SITE: **MOVEON NEWS** (<http://go.gstric.org/410-MON>)

BIAS  
RATING: **LEFT**

FACTUAL  
REPORTING: **FAILED FACT CHECKS**

CREDIBILITY  
RATING: **LOW**



OTHER: Left Biased, Questionable Source based on the promotion of propaganda and numerous failed fact checks.

## Media Bias / Fact Check

### Going Beyond Fake News - Looking at Media Bias

In the last year we heard dozens of accusations from celebrities and politicians about spreading fake news. Various media outlets have been maligned and labeled with unproved claims of being biased toward one group or another.

We have seen examples of political biases, cultural biases, gender biases and racial biases in the headlines and lead stories of various types of media.

*What is a bias? A bias is a prejudice in favor of or against one thing, person, or group compared with another, usually expressed in a way that is considered to be unreasonable, unjust, and unfair.*

Let's look at a website that tries to investigate and rates news/media according to how much or how little bias they show in their reporting. Their site is called **Media Bias Fact Check** <http://go.gstric.org/410-fact-check>. It is run by the News Literacy Project.

The chart on the left shows the findings of the Media Bias Fact Checking process. See much more on their website.

### Savvy Info Consumers: Detecting Bias in the News

<http://go.gstric.org/410-detect-bias>

### Why Do "Left" and "Right" Mean Liberal and Conservative?

<http://go.gstric.org/410-left-right>




Download a copy - <http://go.gstric.org/calendar2021>

LEARN

Our NEW Poster for June 2021

**NYS Computer Science and Digital Fluency Learning Standards**

MAIN CONCEPTS AND SUB-CONCEPTS OUTLINED  
WITH QUICK LINKS TO PDFS








# New York State **Computer Science and Digital Fluency** Learning Standards

**Digital Fluency** implies an ability to evaluate technologies, to transfer understanding to move fluidly between technologies, and to create something new with technology.

**Digital Citizenship** is the ability to understand and act in safe, ethical, legal, and positive ways in online environments. It plays a large role in the Digital Literacy Standards.

The Standards are organized into 5 main concepts each with 2-4 sub-concepts.

| Concepts  | Sub-Concepts  |
|---|---|
|  <b>IMPACTS OF COMPUTING</b> <p>The Impacts of Computing standards promote an understanding of the evolving impact of computing technologies on society through many lenses, including personal, social, cultural, accessibility, legal, economic, and ethical.</p>   | Society<br>Ethics<br>Accessibility<br>Career Paths  |
|  <b>COMPUTATIONAL THINKING</b> <p>Computational thinking empowers people to communicate and collaborate with others around the world. The standards promote development of foundational skills, knowledge, and experience to solve problems by creating solutions that utilize computational thinking concepts and practices.</p> | Modeling And Simulation<br>Data Analysis And Visualization<br>Abstraction And Decomposition<br>Algorithms And Programming |
|  <b>NETWORKS AND SYSTEMS DESIGN</b> <p>Students need to understand the basic functioning of the computing systems and networks used in our personal and professional lives.</p>   | Hardware And Software<br>Networks And The Internet  |
|  <b>CYBERSECURITY</b> <p>The Cybersecurity standards prepare students to understand why data and computing resources need to be protected, to employ basic safeguards to protect data and computing resources and how to appropriately respond if a breach occurs.</p>  | Risks<br>Safeguards<br>Response   |
|  <b>DIGITAL LITERACY</b> <p>Digital literacy includes understanding the benefits and implications of using digital technologies to be successful in our world.</p>  | Digital Use<br>Digital Citizenship  |

There is much more information on the NYSED website CS-DF standards page. Quick link: <http://go.gstric.org/NYS-CS-DF>  
 Replace the /NYS-CS-DF part in the previous URL to go directly to several documents. Use /CSDF-ALL to get a PDF with all the standards for all grade levels. Use /CSDF-GLOSSARY to get a PDF Glossary of Terms used in the standards. Use any of the following codes to get grade level standards - /CSDF-K-1, /CSDF-2-3, /CSDF-4-6, /CSDF-7-8, and /CSDF-9-12.  
 Get the "At A Glance" document for each grade by adding -AAG to the links above like /CSDF-K-1-AAG.



# Horseheads Central School District **Bus Driver JOB FAIR**

**Test drive a school bus!**

**Saturday 1-4 PM**  
**June 12**

**Horseheads Transportation Department**  
**601 Sayre Street Extension**



- Learn what it takes to be a bus driver\*
- Tour a bus - inside, outside, and underneath
- Learn about the job benefits
- Hear about the rewards of driving a school bus
- Test drive a bus!

Questions? Call (607) 739-6338 or email [ppiegdon@horseheadsdistrict.com](mailto:ppiegdon@horseheadsdistrict.com).




**\*Must be 21 or older to drive a school bus**



# Ridge Road Elementary School

## June 2021—Student Calendar



| Monday   | Tuesday  | Wednesday   | Thursday   | Friday   |
|--|--|---|--|--|
|   | <b>1</b><br><br><b>No School</b>   | <b>2</b> Day 2<br><br><b>STUDENTS IN-PERSON<br/>LEARNING</b>  | <b>3</b> K SCREENING Day 3<br>K & 1st Grade Cap & Gown<br>Picture Day  | <b>4</b> K SCREENING Day 4<br><br>4th Grade Maturation Lesson        |
| <b>7</b> Day 1<br>NY State Science Test 4th Grade  | <b>8</b> K SCREENING Day 2<br>9:30am 4th Grade Presentation<br>for IS in Café<br><br>PTO Meeting 6:30pm Via Zoom           | <b>9</b> K SCREENING<br><br>Ridge Road CIM Meetings   | <b>10</b> Day 3  | <b>11</b> Day 4  |
| <b>14</b> Day 1  | <b>15</b> Day 2<br><br><b>4th Grade Celebration</b><br>“Once a Ridge Roder, Always<br>a Ridge Roder”<br><br>504 Meetings   | <b>16</b> K SCREENING   | <b>17</b> Day 3<br><br>6:00pm BOE Meeting  | <b>18</b> Day 4<br><br><b>LAST DAY OF SPECIAL -<br/>AREA CLASSES</b> |
| <b>21</b> Day 1<br><b>HALF DAY DISMISSAL 11:00AM</b><br>Grade 3&4 Fun Day<br>Grade K&PreK Career Day<br>*Special Area Grades Due | <b>22</b> Day 2<br><b>HALF DAY DISMISSAL 11:00AM</b><br>Grade 1&2 Fun Day<br>Grade 3&4 Career Day<br>*Classroom Grades Due | <b>23</b> Day 3<br><b>HALF DAY DISMISSAL 11:00AM</b><br>Grade PreK & K Fun Day<br>Grade 1&2 Career Day<br>*Report Cards Printed | <b>24</b> Day 4<br><b>LAST DAY FOR STUDENTS:<br/>DISMISSAL AT 11:00AM</b><br><b>LAST DAY CELEBRATION &amp;<br/>MOVE UP DAY &amp; TUG OF WAR</b><br>*Report Cards Sent Home | <b>25</b>  |
| <b>28</b><br>                                 | <b>30</b>  |   |   |  |